



GUIDE TO LAW REVIEW RESEARCH

Guide to Law Review Research

West Customer Service

Westlaw Technical and Search Assistance (available 24 hours a day)

If you have general, technical, or search questions about Westlaw, call 1-800-850-WEST (1-800-850-9378).

Technical and search assistance is also available online at help.west.thomson.com.

Accessibility Support

For information on West's accessibility policy, go to west.thomson.com/accessibility or send an e-mail message to west.accessibility@thomson.com.

Reference Materials

To browse and order free Westlaw reference materials, visit west.thomson.com/westlaw/guides.

Westlaw and other West products also contain valuable online help.

About This Guide

In this guide, the graphics and step-by-step instructions are based on accessing Westlaw via the Internet. Because of the evolving nature of Internet technology, there may be recent changes to the Westlaw interface and functionality that are not reflected in this documentation.

Information in this guide is current through June 19, 2007.

ALR, Am Jur, KeyCite, KeySearch, National Reporter System, QuoteRight, *Supreme Court Reporter*, The West Education Network, TWEN, *United States Code Annotated*, USCA, *U.S. Code Congressional and Administrative News*, WestCheck, WestCheck.com, WestClip, West Key Number System, Westlaw, and West's are registered trademarks and Newsroom is a trademark of West Publishing Corporation.

RIA is a registered trademark of Thomson Professional and Regulatory, Inc.

© 2007 West, a Thomson business. All rights reserved.

West

610 Opperman Drive

Eagan, MN 55123-1396

Printed in the United States of America

Table of Contents

Overview	1
Section 1. Selecting a Topic	2
Current Trends in the Law	2
Selecting a Topic Involving an Unresolved Issue or Circuit Split	5
Selecting a Topic Involving a Specific State	6
Using the Clipping Service on Westlaw	6
Section 2. Conducting a Preemption Check	8
Legal Indexes	8
Law Reviews and Journals	8
Section 3. Developing Your Topic	10
Legal Encyclopedias and Treatises	10
Case Law	11
Legislative History	15
Statutory Construction	16
Nonlegal Sources	17
Section 4. Checking Your Citations	18
Checking Citations with KeyCite	18
Monitoring Citations with KeyCite Alert	22
Retrieving Cited Cases Using the Table of Authorities	23
Using WestCheck	24
Section 5. Verifying Page Numbers and Quotations	25
Star Paging	25
Checking Quotations	25
The QuoteRight Automated Quotation-Checking Service in WestCheck	26
Section 6. Using The West Education Network (TWEN)	27
Improving Communication	27
Posting and Sharing Documents	28
Increasing Your Legal Research Efficiency	28
Section 7. Improving Your Law Review Skills with CiteStation	29
Accessing CiteStation	29
Using CiteStation	30

Overview

This student guide for law review and journal research shows you how to use Westlaw databases and services to perform a number of tasks, including the following:

- Selecting a topic for a law review or journal article
- Performing a preemption check
- Developing your topic
- Checking citations and quotations included in an article
- Using The West Education Network (TWEN) to improve law review and journal management
- Developing your citation skills using CiteStation

This guide is written with the assumption that you have a working knowledge of Westlaw.

In most databases, you have the option of using either the Terms and Connectors (Boolean) search method or the Natural Language search method. Examples using both methods are included in this guide.

To arrange for individual or group instruction on Westlaw, contact the West academic account manager or a West student representative at your school.

If you have questions or need assistance while researching on Westlaw, see the guide *Winning Research Skills* or contact West directly. For general or technical questions or for search assistance with Westlaw, call 1-800-850-WEST (1-800-850-9378). Assistance is available 24 hours a day.

For an excellent example of a student-authored comment, see *Retelling the Story of Affirmative Action: Reflections on a Decade of Federal Jurisprudence in the Public Workplace* by John Cocchi Day, 89 Cal. L. Rev. 59 (2001).

Day's comment won the 2001 Scribes Law Review Notes and Comments Competition for the best-written student comment. You can use the Find service to retrieve it. Type **89 calr 59** in the *Find by citation* text box at the tabbed Law School page and click **Go**.

Section 1. Selecting a Topic

Current Trends in the Law

Researching current trends in the law can help you find an issue or important recent decision that could form the basis of a law review or journal article. Westlaw contains many sources that will inform you of trends in all areas of the law.

Westlaw Highlights databases

Westlaw Highlights databases include both Westlaw Topical Highlights databases and Westlaw Bulletin databases. Westlaw Highlights databases

- provide a quick, convenient way to stay informed of legal developments and trends in the judicial, legislative, and administrative arenas.
- are updated daily to provide current information in the topical and jurisdictional areas listed below.

Westlaw Topical Highlights databases

Database	Identifier
Antitrust	WTH-ATR
Bankruptcy	WTH-BKR
Business Organizations	WTH-BUS
Commercial Law	WTH-CML
Copyrights	WTH-COPY
Criminal Justice	WTH-CJ
E-Commerce	WTH-ECOMM
Education	WTH-ED
Energy and Utilities	WTH-EN
Environmental Law	WTH-ENV
Estate Planning and Probate	WTH-EPP
Family Law	WTH-FL

Database	Identifier
Finance and Banking	WTH-FIN
Health	WTH-HTH
Insurance	WTH-IN
Labor and Employment	WTH-LB
Litigation	WTH-LTG
Maritime Law	WTH-MRT
Patents	WTH-PAT
Products Liability	WTH-PL
Real Property	WTH-RP
Securities Regulation	WTH-SEC
Taxation	WTH-TAX
Trademarks	WTH-TR

Westlaw Bulletin databases

Database	Identifier	Database	Identifier
Westlaw Bulletin	WLB	Westlaw State Bulletins–Massachusetts	WSB-MA
Westlaw Bulletin–U.S. Supreme Court	WLB-SCT	Westlaw State Bulletins–New Jersey	WSB-NJ
Westlaw State Bulletins–California	WSB-CA	Westlaw State Bulletins–New York	WSB-NY
Westlaw State Bulletins–Florida	WSB-FL	Westlaw State Bulletins–Ohio	WSB-OH
Westlaw State Bulletins–Illinois	WSB-IL	Westlaw State Bulletins–Pennsylvania	WSB-PA
Westlaw State Bulletins–Louisiana	WSB-LA	Westlaw State Bulletins–Texas	WSB-TX

- To access a Westlaw Highlights database, type its identifier in the *Search these databases* text box at the tabbed Law School page and click **Go**. A result list of documents added to the database in the last two weeks is automatically displayed. To view a summary of a listed document, click its number. The result list is then displayed in the left frame and the document is displayed in the right frame.
- The summary may indicate that the full text of the document is available on Westlaw. To retrieve the full text of the document, click its hypertext link.
- To run a search in a Westlaw Highlights database, click **Edit Search** in the left frame or at the top of a result list. Delete the current query in the text box, type your Terms and Connectors query or Natural Language description, and click **Search Westlaw**.

Notable trials: transcripts and court documents databases

Highly publicized trials can affect the U.S. justice system far beyond the jurisdictions in which they take place. The conduct and outcome of such trials are often subjects for legal scholarship. Official transcripts and court documents from a number of significant trials are available in individual databases on Westlaw. As trials progress, the databases are updated regularly. Examples of such trial databases are listed below and on the next page.

Database	Identifier
Notable Trials Transcripts and Documents Official pretrial and trial transcripts and court documents from the individual notable trials databases currently on Westlaw. Coverage varies by database.	TRIALS-ALL
Clinton Impeachment Transcripts Transcripts of statements and witness testimony from the impeachment proceedings of President Clinton before the U.S. House of Representatives, Committee on the Judiciary, and his trial by the U.S. Senate. Coverage begins with November 1998.	IMPEACH-TRANS
Doe v. Bush Trial Transcripts and Documents Court documents, such as motions, briefs, and court orders, and transcripts of hearings in the case of <i>Doe v. Bush</i> , which concerns the issue of whether the president may unilaterally wage war on Iraq without a congressional declaration of war. Coverage is from February 2003 to March 2003.	DOEBUSH
Foreign Intelligence Surveillance Court Documents Opinions, orders, memoranda, and other documents concerning matters before the U.S. Foreign Intelligence Surveillance Court. Coverage begins with May 1995.	FORINTSUR-DOC

Guantanamo Bay Military Commissions—Motions and Decisions	FMIL-GBDOC
Motions and decisions in the Guantanamo Bay military commission cases <i>United States v. Ali Hamza Ahmad Sulayman al Bahlul</i> , <i>United States v. David M. Hicks</i> , <i>United States v. Salim Ahmed Hamdan</i> , and <i>United States v. Ibrahim Ahmed Mahmoud al Qosi</i> . Coverage begins with July 2004.	
Martha Stewart Securities Trial	MARTHA
Court filings, news articles, and other documents pertaining to the Martha Stewart ImClone securities trial. Coverage begins with 2003.	
McVeigh Death Penalty Documents	MCVEIGH-DP
Official trial transcripts and court documents from <i>United States v. McVeigh</i> and <i>Entertainment Network, Inc. v. Lappin</i> , dealing with issues surrounding Timothy McVeigh's execution and Entertainment Network's claim of a First Amendment right to broadcast the execution via the Internet. Coverage begins with December 2000.	
Microsoft Antitrust Appeals Documents	MICROAPP-DOC
Documents filed with the U.S. Court of Appeals for the District of Columbia Circuit in the antitrust case <i>United States v. Microsoft Corporation</i> . Coverage begins with June 2000.	
Microsoft Trial Transcripts	MICROSOFT-TRANS
Transcripts from the case <i>United States v. Microsoft Corporation</i> , consolidated with <i>New York v. Microsoft Corporation</i> . Coverage begins with October 1998.	
Minnesota Tobacco Case Transcripts	MNTOBAC-TRANS
All transcripts (excluding voir dire) from the Minnesota case <i>State v. Philip Morris Inc.</i> Coverage begins with January 1998.	
New York Times v. Tasini—Documents	TASINI-DOC
Court-filed documents, oral argument materials, briefs, and court opinions related to <i>New York Times v. Tasini</i> from the U.S. District Court, Southern District of New York; the U.S. Court of Appeals, Second Circuit; and the U.S. Supreme Court. Coverage begins with December 1993.	
Presidential Election Litigation 2000	PRESLIT-DOC
Documents filed in cases in Florida state courts and federal courts relating to the 2000 presidential election voting dispute. Coverage begins with November 2000.	
Unabomber Trial Transcripts and Documents	UNABOMB-TRANS
Official pretrial and trial transcripts and court documents from the case <i>United States of America v. Theodore John Kaczynski</i> . Coverage begins with April 1996.	

NewsRoom databases

NewsRoom gives you easy access to more than 12,000 databases containing newspapers, magazines, journals, newswires, newsletters, and transcripts of television and radio programs. You can use these databases to retrieve the latest business information and news.

Examples include newspapers such as the *New York Times*, magazines such as *Business Week*, and transcripts from programs such as *CBS: 60 Minutes*. For a complete list of business and news databases, see the *Business and News* section of the Westlaw Directory.

American Political Network databases

The American Political Network databases are an excellent source of quotes, polling information, and political analysis. When you access an American Political Network database, a result list of documents added to the database in the previous week is automatically displayed.

- To view a listed document, click its number. The result list is then displayed in the left frame and the document is displayed in the right frame.
- To run a search in an American Political Network database such as those described below, click **Edit Search** in the left frame or at the top of the result list. Delete the current query in the text box, type your Terms and Connectors query or Natural Language description, and click **Search Westlaw**.

Database	Identifier
American Political Network–American Health Line Daily briefings on current issues in health care, politics, and policy. Coverage begins with March 1992.	APN-HE
American Political Network–The Hotline Daily briefings on political and public affairs information. Coverage begins with January 1990.	APN-HO

Selecting a Topic Involving an Unresolved Issue or Circuit Split

New legal issues and issues causing a split in opinion among the federal circuit courts provide excellent subject matter for law review articles. The following examples show how to look for information on such issues in a variety of databases. To retrieve recent results, add a date restriction to your query, e.g., **court circuit /s split & da(aft 3/2007)**.

Database	Identifier	Suggested Search
Preview of U.S. Supreme Court Cases	SCT-PREVIEW	court circuit /s split & da(aft 1/2006)
U.S. Courts of Appeals Cases	CTA	issue question matter /s “first impression” novel & da(aft 3/2007)
Journals and Law Reviews	JLR	”beyond the scope” /s note article comment /s court circuit & da(aft 2/2007)
National Law Journal	NLJ	court circuit /s split & da(aft 9/2006)
Legal Newspapers	LEGALNP	court circuit /s split & da(aft 2/2007)

Selecting a Topic Involving a Specific State

State law or state-to-state differences in the law also provide good subject matter for law review articles. The Westlaw Directory organizes case law, statutory and administrative materials, and business information and news databases by individual state. The following examples show you how to look for information in a variety of databases.

Database	Identifier	Suggested Search
Westlaw State Bulletins database, e.g., Westlaw State Bulletins–California	WSB-CA	s.l.a.p.p. “strategic lawsuit”
state legal newspapers, e.g., <i>New York Law Journal</i>	NYLJ	broadnax & emotional /s distress harm! injur!
local newspapers, e.g., <i>Boston Globe</i>	BOSTONG	legislat! /p stem /s cell /s research! & da(aft 2005)
recent news from or about a particular state (XXNEWS, where XX is the state’s two-letter postal abbreviation), e.g., Minnesota News	MNNEWS	smok! /3 free ban & da(aft 2/2007)
legal periodicals from a specific state (XX-JLR, where XX is the state’s two-letter postal abbreviation), e.g., Florida Journals and Law Reviews	FL-JLR	“valued policy” /s law statute
proposed state bills (XX-BILLTXT, where XX is the state’s two-letter postal abbreviation), e.g., California Bill Tracking–Full Text	CA-BILLTXT	energy /4 efficien! /s low-emission
proposed state regulations (XX-REGTRK, where XX is the state’s two-letter postal abbreviation), e.g., New Jersey Regulation Tracking	NJ-REGTRK	“identity theft” /s prevent!

Using the Clipping Service on Westlaw

WestClip on Westlaw is a clipping service that allows you to keep track of the people, places, and events of interest to you. WestClip will run your Terms and Connectors queries on a regular basis and deliver the results to you automatically.

What can you do with WestClip?

- Conduct your preemption checking using a variety of Westlaw databases to track your issue and automatically notify you of developments that may affect it. For example, watch for law review articles about the death penalty as applied to juveniles by creating a WestClip entry such as **death /5 penalty /p juvenile minor** in the Journals and Law Reviews database (JLR).
- Stay abreast of legal issues or practice areas of interest to you. For example, track articles about developments in intellectual property by creating a WestClip entry such as **gene genetic /s test testing** in the Intellectual Property News database (IPNEWS).
- Keep tabs on firms or companies for which you’d like to work. For example, monitor the Sullivan and Cromwell law firm in New York City by creating a WestClip entry such as **sullivan /3 cromwell** in the New York Times database (NYT).

Creating a WestClip entry

To create a WestClip entry, follow these steps:

1. Click **Alert Center** at the top of any page.
2. Click **Create Entry** in the *WestClip* section. The *WestClip: Create Entry* page is displayed, as shown below.

WestClip: Create Entry page

3. Type a database identifier and a query in the appropriate text boxes.
4. To change your delivery settings, click **Edit**. After you have changed your settings, click **Save** at the bottom of the *WestClip: Edit Delivery Settings* page and the *WestClip: Create Entry* page.

Adding your current query to WestClip

To add your current Terms and Connectors query to WestClip, click **Add Search to WestClip** at the top of the result list or click **Result Options** on the Result List tab and choose **Add Search to WestClip** from the menu that is displayed.



Add Search to WestClip option above result list

For more information about WestClip, see *Tracking Cases with WestClip*. Go to west.thomson.com/westlaw/guides, then click **Law School**.

Section 2. Conducting a Preemption Check

Before you spend considerable time and energy writing a law review article on a particular topic, you'll want to be sure that you're covering new ground. Use the following Westlaw databases to determine whether articles on your subject have already been written.

Legal Indexes

Database	Identifier
Current Index to Legal Periodicals Weekly editions of the <i>Current Index to Legal Periodicals</i> , which indexes articles from more than 300 legal publications. Coverage includes the most recent eight weeks.	CILP
Index to Legal Periodicals Index to articles from more than 500 journals from the United States, Canada, Ireland, Great Britain, Australia, and New Zealand. Coverage begins with August 1981. Available to law schools only if they subscribe to ILP on WILSONDISC or WILSONTAPE.	ILP

Search tips

- When you access CILP you automatically receive the eight most recent issues. The first document displayed is the index for the current week.
- To find entries in CILP on a specific subject such as immigration, restrict your search to the topic field (to):
to(immigration)
- To retrieve articles in ILP on a specific subject such as liability for unauthorized Web links, use the Natural Language search method. Type a description such as **liability for unauthorized web links**.

Law Reviews and Journals

Whether you are looking for a specific article, or performing an extensive survey of the legal literature, the more than 900 law reviews and journals available on Westlaw give you access to a wealth of information. Law reviews and journals are available in individual databases such as Harvard Law Review (HVLJ) as well as in the general and practice-area multibases described below.

General Database	Identifier
Texts and Periodicals—All Law Reviews, Texts, and Bar Journals Documents from law reviews, texts, continuing legal education (CLE) course handbooks, bar journals, legal practice-oriented periodicals, <i>American Law Reports</i> (ALR), and <i>American Jurisprudence 2d</i> (Am Jur 2d). Coverage varies by publication.	TP-ALL
Journals and Law Reviews Individual State Journals and Law Reviews Materials from law reviews, CLE course handbooks, and bar journals. Coverage varies by publication. Materials from individual states are found in databases with the identifier XX-JLR, where XX is a state's two-letter postal abbreviation, e.g., NY-JLR.	JLR XX-JLR

Practice-Area Database	Identifier
Administrative Law	AD-TP
Antitrust and Trade Regulation	ATR-TP
Art, Entertainment, and Sports Law	AES-TP
Bankruptcy	BKR-TP
Business Organizations	BUS-TP
Civil Rights	CIV-TP
Class Actions	CLA-TP
Commercial Law and Contracts	CML-TP
Communications	COM-TP
Criminal Justice	CJ-TP
Death Penalty	DP-TP
Education	ED-TP
Energy	EN-TP
Environmental Law	ENV-TP
Estate Planning and Probate	EPP-TP
Family Law	FL-TP
Finance and Banking	FIN-TP
First Amendment	CFA-TP
Government Benefits	GB-TP
Government Contracts	GC-TP
Health Law	HTH-TP
Homeland Security and Antiterrorism	HOMELAND-TP

Practice-Area Database	Identifier
Immigration Law	IM-TP
Insurance	IN-TP
Intellectual Property	IP-TP
International Law	INT-TP
Jurisprudence and Constitutional Theory	JCT-TP
Labor and Employment	LB-TP
Legal Ethics and Professional Responsibility	ETH-TP
Litigation	LTG-TP
Maritime Law	MRT-TP
Medical Malpractice	MM-TP
Military Law	MIL-TP
Native American Law	NAM-TP
Pension and Retirement Benefits	PEN-TP
Products Liability	PL-TP
Professional Malpractice	MAL-TP
Real Property	RP-TP
Securities and Blue Sky Law	SEC-TP
Taxation	TX-TP
Tort Law	TRT-TP
Transportation	TRAN-TP
Workers' Compensation	WC-TP

Search tips

- To determine what has already been written on a particular topic, run a Natural Language search such as the following in one of the practice-area databases such as Criminal Justice–Law Reviews, Texts, and Bar Journals (CJ-TP): **death penalty for juveniles**
- To find articles written by a particular author, such as Arthur Miller, access the Journals and Law Reviews database (JLR) and type a Terms and Connectors query such as the following, restricting your search to the author field (au): **au(arthur /3 miller)**
- When you know the citation of a law review article, use Find to retrieve it. For example, to retrieve the article at 102 Yale L.J. 835, type **102 yalelj 835** in the *Find by citation* text box at the Law School page.
- To move directly from the displayed article to a cited case, statute, other law review article, ALR annotation, or other source, click its hypertext link.

Section 3. Developing Your Topic

Once you've chosen a topic, you can begin the research process. This section shows you some of the many sources of background information available on Westlaw that you can use to develop your topic. In most databases, you can use either the Terms and Connectors search method or the Natural Language search method.

Legal Encyclopedias and Treatises

American Law Reports

American Law Reports (ALR) contains annotations that review and analyze the complete body of state and federal law. The attorneys who write the annotations search relevant sources, collect and analyze the law on the issue, and prepare a detailed discussion of the general principles deduced from their research. Each ALR article is a complete legal memorandum on a particular legal issue. Use the American Law Reports database (ALR) to gather background information, determine the applicable primary law, and find leads to other secondary materials such as forms and practice guides.

Search tips

- To browse the complete ALR index, type the following Terms and Connectors query, restricting your search to the citation field (ci): **ci(index)**. The first document in your result contains a list of all topics in the index.
- To retrieve ALR annotations referencing a particular case, restrict your search to the jurisdictions field (jur). For example, to retrieve annotations that reference *Hamdi v. Rumsfeld*, 124 S. Ct. 2633 (2004), type the following Terms and Connectors query: **jur(hamdi & rumsfeld)**
- To go directly from a retrieved annotation to a cited case, statute, related ALR annotation, or other source, click its hypertext link.

American Jurisprudence 2d

American Jurisprudence 2d (Am Jur 2d) is a comprehensive encyclopedia of state and federal law containing more than 400 separate titles on a broad range of legal topics. Use the American Jurisprudence 2d database (AMJUR) to gather background information, determine the applicable primary law, and find leads to other secondary materials such as forms and practice guides.

Search tips

- To browse an alphabetical list of all Am Jur 2d titles, access AMJUR. At the Search page, click **Table of Contents**. Then click the plus (+) and minus (–) symbols to browse the table of contents.
- You can also search for the title name in the citation field: **ci("wrongful discharge")**
- To go directly from a retrieved title to a cited case, statute, Am Jur publication, or other source, click its hypertext link.

State-specific resources

When you are researching the law of a specific state, use the Westlaw Directory for convenient access to the state materials you need. For example, if you are looking for background information on New York law, click **Directory** at the top of any page, then click **U.S. State Materials**. New York will be listed first if it is your home jurisdiction. Otherwise, click **Other U.S. States**, and then click **New York**.

At the displayed list of New York materials, click **Forms, Treatises, CLEs and Other Practice Material** to view a complete list of New York texts and treatises, as shown below. To access a database, such as Handling a Criminal Case in New York (HCCNY), simply click its name.

The screenshot shows the Westlaw Directory interface. On the left, there are navigation links: "All Databases", "New Databases", "Choose Country/Level", and "Make Directory My Start Page". Below these is a search bar with the text "Search these databases:" and a dropdown menu showing "Recent Databases" and "Favorite Databases". To the right of the search bar, there are instructions: "To access a database, type all or part of a database name or number in the Search these databases text box." and "To access multiple databases, type up to 10 database identifiers separated by commas or semicolons in the Search these databases text box." Below the search bar is a link "Find a Database Wizard" and a link "Westlaw Directory Tip".

On the right side of the screenshot, there is a list of databases under the heading "Directory Location: All Databases > U.S. State Materials > Other U.S. States > New York > Forms, Treatises, CLEs and Other Practice Material". The list includes:

- Callaghan's Family Court Law & Practice 6th (HPPCLF) (4)
- Carnody-Walt 1st New York Practice with Forms (CW200) (4)
- Carnody-Walt 1st New York Practice with Forms - Estate Planning & Probate (CW20-EPF) (4)
- NY Practice with Forms: Construction Law / Carnody-Walt 2nd (CW20-CSTR) (4)
- Order Law and Procedure in New York (OVELDUNARCO) (4)
- Handling a Criminal Case in New York (HCCNY) (4)**
- Handling the Civil Case in New York (HCCWNY) (4)
- Harris 5th Edition New York Estates, Trusts, Administration and Probate (HARRIS-5E) (4)
- Harris 5th Edition New York Estates, Trusts, Administration and Probate (HARRIS-5E) (4)
- Harris 5th New York Estates, Trusts, Administration and Probate (HARRIS-5E) (4)
- Lien Priorities in New York (OVLSPRNY) (4)
- Mortgages, Liens in New York (OVMCHLIEN) (4)
- Mortgages and Mortgage Foreclosure in New York (OVMFHQ) (4)
- National Business Institute CLE New York Family Law (NBI-NYFL) (4)
- National Business Institute CLE New York Business Organization (NBI-NYBO) (4)
- National Business Institute CLE New York Real Estate (NBI-NYRE) (4)

Annotations in the image point to the search bar and the "Scope" icon (a magnifying glass) next to the "Handling a Criminal Case in New York (HCCNY)" database.

List of New York text and treatise databases in the Westlaw Directory

Other treatises

The Texts and Treatises database (TEXTS) contains the full text of all available texts and treatises on Westlaw. To view Scope for a list of the materials that are included in the TEXTS database, click the **Scope** icon.

Case Law

Headnotes

West attorney-editors analyze the legal issues in every case published in West's National Reporter System and summarize each issue in a headnote. Each headnote is a succinct expression of the legal issues raised by the interactions of the facts in a case and the rules of law.

Headnotes on Westlaw give you the following research advantages:

- West headnotes lay out the black letter of the law and apply the law to the facts of the particular case.

- Each headnote is classified to the West Key Number System, providing you with access to all other cases that discuss similar points of law.
- Each headnote covers one point of law and West key numbers classify each headnote to at least one of more than 100,000 legal classifications. You can focus precisely on your issue when you combine key numbers with your search terms.
- West editors add search terms that you're likely to use, such as synonyms, terms of art, and terms characterizing legal relationships (e.g., *landlord* and *tenant* rather than *appellant* and *appellee*).

Searching with topic and key numbers

West topic and key numbers help you focus your research and retrieve relevant cases. If you have an on-point case and want to find additional cases, run a search using the topic and key number from the relevant headnote in an appropriate database to find other cases classified to that topic and key number. To format a topic and key number search, access an appropriate case law database and type the topic number, the letter *k*, and the key number. For example, to search for cases containing topic 372, Telecommunications, and key number 1434, Wiretapping in General, access a case law database and enter the following search: **372k1434**. Note that slip opinions and cases from topical services do not contain West topic and key numbers.

The complete topic and key number outline used by West attorney-editors to classify headnotes is available in the West Key Number Digest, also known as the Custom Digest. You can use the West Key Number Digest to find topic and key numbers related to your issue and to retrieve cases with headnotes classified under those topic and key numbers.

To access the West Key Number Digest, access a case law database. At the Search page, click **Custom Digest** to display the topic and key number outline. Click the plus and minus symbols to browse the outline. Select the check box next to each topic or key number you want to include in your custom digest, then click **Search selected**.

Click the plus and minus symbols to browse the outline.

Select the check box next to a topic and key number to include it in your search, then click **Search selected**.



West Key Number Digest page

The Custom Digest search page is displayed, as shown below. Select the jurisdiction from which you want to retrieve headnotes. You can also select a date restriction and add search terms. Once you have made your selections, click **Search**. The retrieved headnotes are displayed in the right frame. To retrieve the full text of a case, click the case citation.

Select a source and click **Search**.

Type additional terms in the text box, if desired.

West Key Number Digest search page



Click a citation to display the full text of the case.

West Key Number Digest search result

Using KeySearch

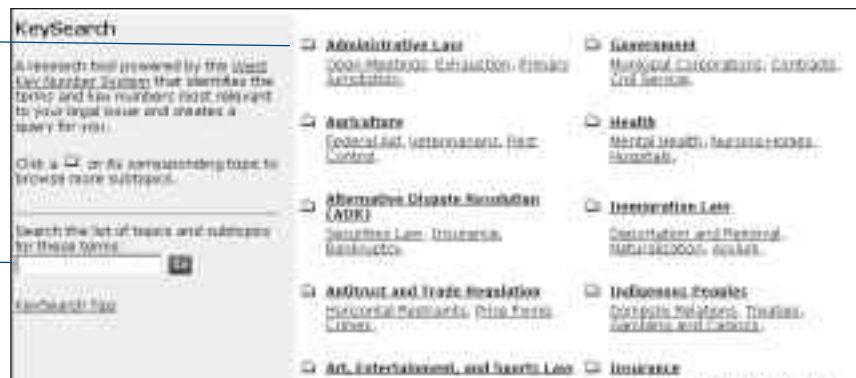
KeySearch is a tool powered by the West Key Number System that identifies key numbers and terms related to your legal issue and runs a query created by a West attorney-editor for you. KeySearch retrieves documents that contain key numbers, such as cases with West headnotes, as well as documents that don't contain topic and key numbers, such as law reviews and cases without West headnotes.

Selecting a topic

To access KeySearch, click **Key Numbers** at the top of any page. Then click **KeySearch** under *Browse Key Numbers*. Browse the list of topics and subtopics in the right frame by clicking the **Browse** icons (). When you see a topic or subtopic related to your issue, select it by clicking the **Search all of ...** link at the top of the page or by clicking the **Search** icon () next to it. You can also search the list of KeySearch topics and subtopics for specific terms by typing the terms in the text box in the left frame and clicking **Go**.

Click the **Browse** icons next to the topic and subtopics to browse the list.

Type your terms in the text box and click **Go** to search the list of KeySearch topics and subtopics.



KeySearch topics and subtopics

Letting KeySearch provide a query for you

Once you've selected a topic or subtopic to search, select the source you want to retrieve documents from and, if desired, type additional terms in the *Add search terms* text box. KeySearch provides a query for you based on the topic or subtopic and source you selected and on any search terms you entered in the *Add search terms* text box. Click **Search** to run the KeySearch query.

Select a source and click **Search** to run the KeySearch query.

Type additional terms in the text box, if desired.



KeySearch search page

Legislative History

Legislative history materials are often necessary to fully interpret statutory law. For convenient access to state legislative history materials, use the tabbed Legislative History–State page. The following federal legislative history materials are also available on Westlaw.

Compiled legislative histories

The Washington, D.C., law firm of Arnold & Porter has compiled a comprehensive group of reports, hearings, congressional debates, and other documents for each of the following acts.

Name of Act	Database Identifier
Americans with Disabilities Act of 1990	ADA-LH
Bankruptcy Amendments and Federal Judgeship Act of 1984	BANKR84-LH
Bankruptcy Judges, United States Trustees, and Family Farmer Bankruptcy Act of 1986	BANKR86-LH
Bankruptcy Reform Act of 1978	BANKR78-LH
Bankruptcy Reform Act of 1994	BANKR94-LH
Class Action Fairness Act of 2005	AP-CLASS-LH
Clean Air Act Amendments of 1977	CAA77-LH
Clean Air Act Amendments of 1990	CAA90-LH
Comprehensive Environmental Response, Compensation, and Liability Act of 1980	CERCLA-LH
Do-Not-Call Implementation Act of 2003	DNCIA-LH
Employee Retirement Income Security Act of 1974	ERISA-LH
Fair and Accurate Credit Transactions Act of 2003	AP-FAIRCH-LH
False Claims Amendments Act of 1986	FALSECLM-LH
Family and Medical Leave Act of 1993	FAMLV-LH
Federal Water Pollution Control Act Amendments of 1972	FWPCA72-LH
Financial Institutions Reform, Recovery, and Enforcement Act of 1989	FIRREA-LH
General Revision of Copyright Law, 1976	COPYREV76-LH
Government Securities Act of 1986	GOVSEC86-LH
Government Securities Reform Act of 1993	GOVSEC93-LH
Homeland Security Act of 2002	HOMESEC-LH
Insider Trading and Securities Fraud Enforcement Act of 1988	INSIDER-LH
Medicare Prescription Drug, Improvement, and Modernization Act of 2003	MEDPRES-LH
Multiemployer Pension Plan Amendments Act of 1980	MULTEMPL-LH
North American Free Trade Agreement Implementation Act	NAFTA-LH
Riegle Community Development and Regulatory Improvement Act of 1994	RIEGLE94-LH
Riegle-Neal Interstate Banking and Branching Efficiency Act of 1994	IBANK94-LH
Sarbanes-Oxley Act of 2002	SAROX-LH
Standards Development Organization Advancement Act of 2004	STDOAA-LH
Superfund Amendments and Reauthorization Act of 1986	SARA-LH
Telecommunications Act of 1996	TELECOM-LH
USA Patriot Act of 2001	PATRIOT-LH

The following databases of compiled congressional information are also available on Westlaw.

Database	Identifier
Bankruptcy Reform Act Legislative History	BKRA-LH
Federal Immigration–Legislative History	FIM-LH
Federal Securities Law–Legislative History	FSEC-LH
Federal Taxation–Legislative History	FTX-LH
Federal Taxation–Materials on the Tax Reform Act of 1986	FTX-TRA86
Gramm-Leach-Bliley Act Legislative History	GLBA-LH
Legislative History–1776	LH-1776
Legislative History–U.S. Code, 1948 to Present	LH
National Association of Insurance Commissioners–Model Laws, Regulations, and Guidelines	NAIC-MODLRG
RIA Internal Revenue Code Historical Notes	RIA-HN
RIA United States Tax Reporter–Committee Reports	RIA-USTR-LH
RIA United States Tax Reporter–Estate Committee Reports	RIA-USTREST-LH
RIA United States Tax Reporter–Excise Committee Reports	RIA-USTREXC-LH
U.S. Code Congressional and Administrative News–Legislative History Reports	USCCAN-REP
U.S. Code Congressional and Administrative News–Legislative History Table	USCCAN-TABLE

House and Senate testimony

Transcripts of oral and written testimony submitted by witnesses at congressional committee hearings are available in the U.S. Congressional Testimony database (USTESTIMONY). Coverage begins with January 1993 and documents are added within a few days of a hearing. Congressional testimony is also available in the Congressional Testimony database (CONGTMY). Coverage begins with November 2004.

Floor debates and reports on the public proceedings of the U.S. Congress, as printed in the *Congressional Record*, are available in the Congressional Record database (CR). Coverage extends back to 1985 and the database is updated daily. Congressional activities concerning particular legislative initiatives are also covered in specialized databases such as the Bankruptcy Reform Act Congressional Record (BKRA-CR) and Gramm-Leach-Bliley Act–Congressional Record (GLBA-CR) databases.

Statutory Construction

It is often helpful to see how cases or other documents construe a statute or regulation to gain a deeper understanding of the particular law in question. When working with a statute, it is usually best to start by checking the statutory annotations available on Westlaw. You can also use the KeyCite citation research service on Westlaw to find this type of information. KeyCite lists cases, administrative materials, secondary sources, and briefs and other court documents that cite a statute or regulation. For more information about KeyCite, see Section 4, “Checking Your Citations.”

Nonlegal Sources

Ever since a lawyer (and future Supreme Court justice) named Louis Brandeis submitted what came to be known as a “Brandeis brief,” social and economic data have had a place in legal scholarship. Issues involving science and technology, such as DNA evidence in criminal trials and copyrights in computer software, have made scientific information important also. The table below lists a few of the databases on Westlaw that contain this type of nonlegal information. See the Westlaw Directory for a complete listing.

Database	Identifier
Demography Selected articles from <i>Demography</i> , a quarterly journal published by the Population Association of America covering scientific literature in population studies that are of interest to demographers, including the social sciences, geography, history, biology, business statistics, epidemiology, and public health. Coverage begins with February 2000.	DEMOGRAPHY
Drug Information Fulltext Database corresponding to two print publications: <i>AHFS Drug Information</i> and <i>Handbook on Injectable Drugs</i> . May be searched for information on the stability, chemistry, and pharmacokinetics of drugs, as well as their action, usage, dosage, and administration.	DRUGINFO
Economic Literature Index An index of journal articles and book reviews from economic journals and monographs. Coverage begins with 1969.	ECONLIT
Ei Compendex Online version of the <i>Engineering Index</i> , which provides abstracted information from the world's significant engineering and technological literature. The Ei Compendex database provides worldwide coverage of journals and selected government reports and books. Subjects covered include civil, energy, environmental, geological, and biological engineering; electrical, electronics, and control engineering; chemical, mining, metals, and fuel engineering; mechanical, automotive, nuclear, and aerospace engineering; and computers, robotics, and industrial robots. Coverage begins with 1970. COMPENDEX-C contains documents from the most recent 12 to 24 months.	COMPENDEX
MEDLINE 1966 to Present A major source of biomedical literature produced by the U.S. National Library of Medicine that corresponds to three print indexes: <i>Index Medicus</i> , <i>Index to Dental Literature</i> , and <i>International Nursing Index</i> . Additional materials not published in Index Medicus are included in MEDLINE in the areas of communication disorders and population and reproductive biology. Coverage begins with 1966.	MEDLINE
ToxFile Journal citations and citations to sources published by government departments and international organizations derived from MEDLINE that cover toxicological, pharmacological, biochemical, and physiological effects of drugs and other chemicals, including adverse drug reactions, chemically induced diseases, carcinogenesis, teratogenesis, environmental pollution, waste disposal, radiation, and food contamination. Coverage begins with 1966.	TOXFILE

Section 4. Checking Your Citations

Checking Citations with KeyCite

You can use KeyCite, West's citation research service, to help you determine whether a case, statute, administrative decision, or regulation is good law and to retrieve citing references. KeyCite covers every case in West's National Reporter System, more than 1 million unpublished cases, administrative decisions from selected state and federal agencies, the *United States Code Annotated*, the *Code of Federal Regulations* (CFR), statutes from all 50 states, regulations from selected states, ALR, hundreds of law reviews, and patents issued by the U.S. Patent and Trademark Office. KeyCite provides information such as the following:

- direct appellate history of a case or administrative decision
- negative citing references for a case or administrative decision
- complete integration with the West Key Number System so you can track legal issues discussed in a case
- citations to session laws or rules amending or repealing a statute or regulation
- citations to proposed legislation affecting federal or state statutes
- citations to cases, administrative materials, secondary sources, and briefs and other court documents that have cited a case, statute, administrative decision, or regulation

The ability to display the direct history of a case in graphical view and unique graphical elements, such as status flags, depth of treatment stars, and quotation marks, enable you to quickly identify and evaluate information in KeyCite.

KeyCite status flags

A KeyCite status flag lets you immediately know the status of a case, administrative decision, statute, or regulation.



A red flag indicates that the case or administrative decision is no longer good law for at least one of the points of law it contains or that the statute or regulation has been amended by a recent session law or rule, repealed, superseded, or held unconstitutional or preempted in whole or in part.



A yellow flag indicates that the case or administrative decision has some negative history but hasn't been reversed or overruled; that the statute has been renumbered or transferred by a recent session law; that an uncodified session law or proposed legislation affecting the statute is available (statutes merely referenced, i.e., mentioned, are not marked with a yellow flag); that a proposed rule affecting the regulation is available; that the regulation has been reinstated, corrected, or confirmed; that the statute or regulation was limited on constitutional or preemption grounds or its validity was otherwise called into doubt; or that a prior version of the statute or regulation received negative treatment from a court.



A blue H indicates that the case or administrative decision has some history.



A green C indicates that the case or administrative decision has citing references but no direct history or negative citing references or that the statute or regulation has citing references.

Accessing KeyCite

Access KeyCite using one of the following methods:

- In the left frame of a tabbed page, type a citation in the *KeyCite this citation* text box and click **Go**.
- Click **KeyCite** at the top of any page to display the KeyCite page. In the left frame, type a citation in the *KeyCite this citation* text box and click **Go**.
- When viewing a document, click **Full History** (or **History**) or **Citing References** on the Links tab in the left frame or click the KeyCite status flag, when available.

Viewing the history of a case

To view the history of a displayed case, click **Full History** on the Links tab. The case history is displayed in the right frame, as shown below. To view only negative history, click the arrow next to *Limit KeyCite History Display* at the bottom of the KeyCite history result and choose **Show Negative Treatment Only** from the menu that is displayed.

Case history is divided into the following categories:

- **Direct History** traces your case through the appellate process and includes both prior and subsequent history.
- **Negative Citing References** lists cases outside the direct appellate line that may have a negative impact on the precedential value of your case.
- **Related References** lists cases that involve the same parties and facts as your case, whether or not the legal issues are the same.

Case history also includes links to related court documents such as briefs, motions, and transcripts of oral arguments.

Click the status flag or **Full History** to display KeyCite history for the case.

To view only negative history, click the arrow next to *Limit KeyCite History Display* and choose **Show Negative Treatment Only** from the menu that is displayed.

KeyCite history for a case

Viewing citing references for a case

To view a list of cases, administrative materials, secondary sources, and briefs and other court documents that cite your case, click **Citing References** on the Links tab. Citing cases are categorized by the depth of treatment they give your case.



KeyCite citing references for a case

KeyCite depth of treatment stars

KeyCite depth of treatment stars indicate the extent to which a citing case, administrative decision, or brief discusses the cited case or administrative decision. The depth of treatment categories are as follows:

- ★★★★ Examined The citing case, administrative decision, or brief contains an extended discussion of the cited case or administrative decision, usually more than a printed page of text.
- ★★★ Discussed The citing case, administrative decision, or brief contains a substantial discussion of the cited case or administrative decision, usually more than a paragraph but less than a printed page.
- ★★ Cited The citing case, administrative decision, or brief contains some discussion of the cited case or administrative decision, usually less than a paragraph.
- ★ Mentioned The citing case, administrative decision, or brief contains a brief reference to the cited case or administrative decision, usually in a string citation.

Quotation marks

Quotation marks (") indicate that the citing case, administrative decision, or brief directly quotes the cited case or administrative decision.

Restricting citing references for a case

If the list of citing references is lengthy, you may want to restrict the list of citing references by headnote, Locate term, jurisdiction, date, document type, or depth of treatment. Click **Limit KeyCite Display** at the bottom of the right frame to display the KeyCite Limits page.

Viewing the history of a statute

Statute history lists cases affecting the validity of a statute plus legislative materials related to the statute. (Note: A KeyCite status flag is displayed for a statute whose validity is affected by a case if the case was added to Westlaw after January 15, 2001.) These materials are divided into the following categories:

- **Updating Documents** lists citations to recent session laws that amended or repealed the section.
- **Proposed Legislation** lists citations to proposed bills that reference the section.
- **Bill Drafts** lists all drafts of bills proposed before the section was enacted into law.
- **Reports and Related Materials** lists reporters, journals, *Congressional Record* documents, presidential or executive messages, and testimony that are relevant to the section. Also lists voting records for New York statutes.
- **Credits** lists in chronological order citations to session laws that have enacted, amended, or renumbered the section.
- **Historical and Statutory Notes** describes the legislative changes affecting the section.

To view the history of a displayed statute, click **History** on the Links tab. The statute history is displayed in the right frame, as shown below.

Click **History** to display KeyCite history for a statute.

The screenshot shows the Westlaw interface for a statute. On the left, under the 'Links for' tab, the 'History' link is highlighted with a blue circle. The main content area displays the statute text and a list of cases that have affected its validity. The cases are listed in chronological order, with the most recent at the top. The cases include:

- 18 U.S.C. § 9303**
- Not unconstitutional by:**
 - 1. *Dickerson v. U.S.*, 120 S.Ct. 2326, 2007+, 428+, 405+, 466+, 629+, 6799+, 3633+, 469+ (U.S. Va. Jul 26, 2007) (NO. 00-3326)
- Recognized as unconstitutional by:**
 - 2. *U.S. v. Lopez*, 170 Fed.App. 566, 189+ (3rd Cir. (Det.) Apr 23, 2006) (NO. 05-1413)
 - 3. *U.S. v. Lafferty*, 322 F.Supp.2d 446, 449+ (W.D.Pa. Jun 06, 2006) (NO. CRM-04-07-033)
 - 4. *Missouri v. Seibert*, 124 S.Ct. 2321, 2912+, 900+, 843+, 4834+, 3886+, 7725+, 475+ (U.S. Va. Jun 26, 2004) (NO. 02-1371)
 - 5. *State v. Larson*, 622 N.W.2d 311, 316+ (Minn.App. Dec 26, 2001) (NO. 01-01-989)
 - 6. *U.S. v. Haskins*, 100 F.Supp.2d 1243, 1248+ (D.Kan. Jul 06, 2001) (NO. 99-40096-01-SAC)
 - 7. *U.S. v. Smith-Morris*, 210 F.3d 106, 108+, 11+ (10th Cir. (Colo.) Dec 16, 2000) (NO. 99-1997)
- Validity Called into Doubt by:**
 - 8. *Aspford v. State*, 012 A.2d 706, 715+, 1+ (Md.App. Sep 22, 2001) (NO. 1996 SEPT TERM 2001)

KeyCite history for a statute

Viewing citing references for a statute

To view a list of documents that cite your statute, click **Citing References** on the Links tab. Documents are listed in the following order: cases that have affected the validity of a section, cases from USCA and state statute notes of decisions, cases on Westlaw that do not appear in notes of decisions, administrative decisions, *Federal Register* documents, secondary sources, briefs and other court documents, statutes and court rules, and administrative codes. If the list of citing references is long, it will be divided into parts.

Monitoring Citations with KeyCite Alert

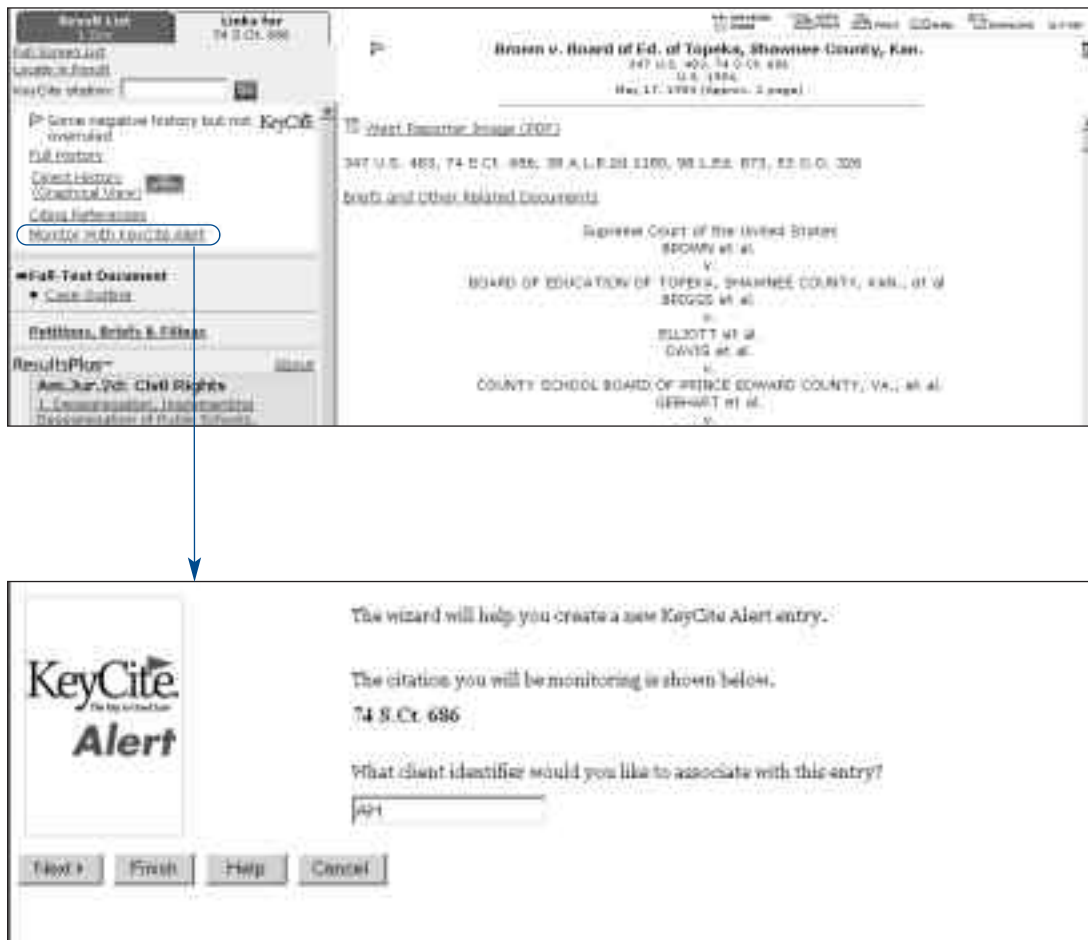
KeyCite Alert is a service that automatically monitors the status of your cases, statutes, and administrative materials and sends you updates when their KeyCite results change, providing you with the most current KeyCite information for your research.

Creating a KeyCite Alert entry using the wizard

The quickest way to set up KeyCite Alert entries is to use the KeyCite Alert wizard. Click **Alert Center** in the upper-right corner of any page. Then click **Entry Wizard** in the *KeyCite Alert* section. Type the citation of the document you want to monitor. The wizard will ask you the necessary questions to complete your KeyCite Alert entry.

Creating a KeyCite Alert entry for the document you are viewing

To create a KeyCite Alert entry for the document you are viewing, click **Monitor with KeyCite Alert** on the Links tab. The KeyCite Alert wizard is displayed with the citation of the document automatically entered for you. The wizard will ask you the necessary questions to complete your KeyCite Alert entry.



KeyCite Alert wizard

Retrieving Cited Cases Using the Table of Authorities

Whereas KeyCite lists citing cases (other cases that cite your case), the Table of Authorities service lists the cases cited by a case. The Table of Authorities is a useful tool for finding hidden weaknesses in a case by showing whether the cases on which it relies have significant negative history. The Table of Authorities service is also available for ALR annotations, law review articles, and selected administrative decisions.

To access the Table of Authorities click **Site Map** at the top of any page; then click **Table of Authorities** under *Citor* (*KeyCite*). Type a case citation in the *Enter citation* text box and click **Go**.

To access the Table of Authorities while viewing a case, click **Table of Authorities** on the Links tab.

The Table of Authorities result

- lists each case cited by a case. To view the full text of a cited case in the Link Viewer, click the number preceding its citation in the Table of Authorities list.
- displays depth of treatment stars for each cited case, which indicate the extent to which your case discusses the cited case.
- displays KeyCite status flags for cited cases.
- displays quotation marks when the citing case directly quotes the cited case.
- displays the number of the print page in your case on which the first reference to each of the cited cases is displayed.

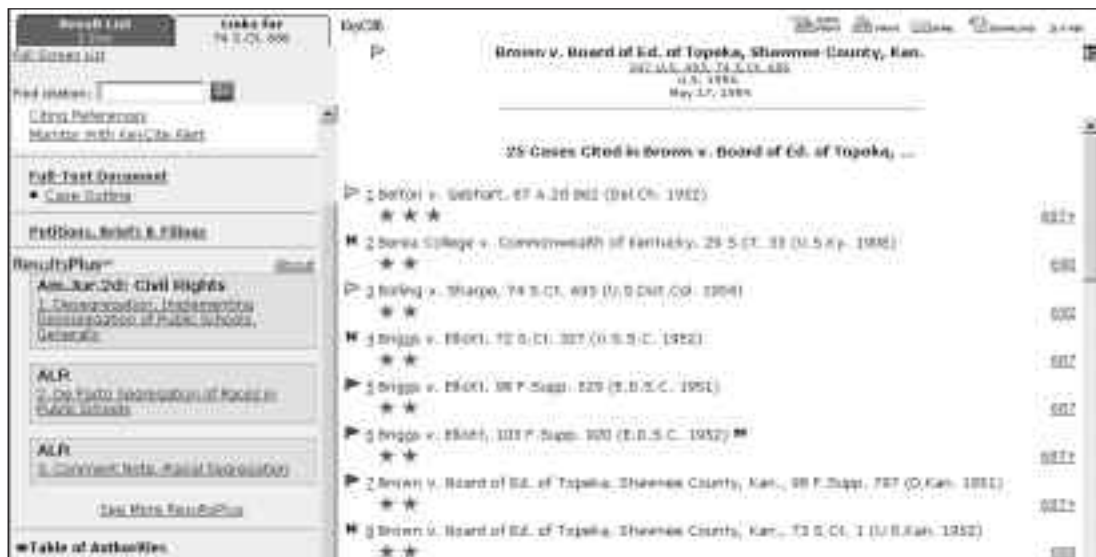


Table of Authorities result for a case

Using WestCheck

Even with the aid of a computer, citation checking can be a tedious process if you manually type citations and check them in KeyCite one by one. WestCheck is software available from West that automatically extracts citations from an article, brief, or other word-processing document; verifies that the citations are accurate; and checks the citations in KeyCite. In addition, you can use WestCheck to retrieve a table of authorities for cases cited in your document; verify the accuracy of quotations in your document with the QuoteRight service; and use the Find service to retrieve individual cases on Westlaw.

WestCheck.com is West's citation research application on the Web. WestCheck.com makes WestCheck available to anyone with Internet access. In addition, WestCheck.com features an improved report display with a navigational index, summary and detail report sections, KeyCite status flags, depth of treatment stars, KeyCite quotation marks, and links to Westlaw. Access WestCheck.com at <https://westcheck.com>.

WestCheck is useful at various stages in the law review production process:

- When you first receive an electronic copy of an article from an author for your law review or journal, run the article through WestCheck to simplify the citation checking required for the article.
- If you are writing a law review article, WestCheck can update the citations you may have checked earlier.

Because WestCheck is automatic, using it can save you hours of work. You can begin a WestCheck session and continue with other tasks on or away from your computer. When you return to WestCheck, you will find a completed report on the citations from your article or result list. The following WestCheck features help ensure accuracy and ease of use.

WestCheck

- automatically rolls back to the starting page when no case starts on the page number you entered. When a citation incorrectly includes an internal page number of a case rather than the starting page number, the document retrieved is the case with the closest previous starting page.
- extracts only the first full citation and not pinpoint, parallel, or duplicate citations.
- provides detailed, up-to-date information, including parallel citations and court and date information, to help in checking citations for proper citation format.

Section 5. Verifying Page Numbers and Quotations

Once you've finished researching and writing your law review or journal article, use Westlaw to make sure you've accurately quoted and cited the legal and nonlegal sources you are using.

Star Paging

Star Paging is a Westlaw feature that automatically displays print publication page references for the text you are viewing online. This enables you to cite the print publication without looking up the reference.

Star Paging references, which are displayed in a color different from surrounding document text and are preceded by one or more asterisks, enable you to determine the publication to which a particular page number belongs. For example, if you retrieve *Regents of the University of California v. Bakke*, 438 U.S. 265, 98 S. Ct. 2733 (1978), page references from both *Supreme Court Reporter* (published by West) and *United States Reports* (published by the federal government) are displayed.

To go to a specific page from a print publication, click **Tools** at the bottom of the right frame and choose **Go to Star Page** from the menu that is displayed. Type the print page number in the *Go to Star Page* text box and click **Go**. For example, to go to page 2738 in West's *Supreme Court Reporter*, type **2738** in the text box and click **Go**.

Checking Quotations

Checking quotations using a citation

To check quotations from case law that you plan to use in your article, use the Find service and the Locate feature. For example, suppose that you want to check the quotation by Justice Antonin Scalia, "[T]here is nothing new in the realization that the Constitution sometimes insulates the criminality of a few in order to protect the privacy of us all," from the case *Arizona v. Hicks*, 107 S. Ct. 1149, 1155 (1987).

First, use the Find service to retrieve the case. Type **107 sct 1149** in the *Find by citation* text box at the Law School page and click **Go**. The case is displayed in the right frame. Then, to display the portion of the text in which the quotation appears, click **Locate in Result** in the left frame. In the *Locate* text box, type **insulates** and click **Locate** to search the case. Click the **Term** arrows to browse by Locate term and display the portion of the text in which the term appears. Verify that you have accurately quoted the court. To return to your original result, click **Cancel Locate** in the left frame.

Checking quotations using a case title

If you have only the title of the case that contains a quotation you need to check, search the title field (ti) for the names of parties to the case and add terms from the quotation. For example, to check the quotation on the previous page from *Arizona v. Hicks*, access the All U.S. Supreme Court Cases database (SCT), type **ti(hicks) & insulates**, and click **Search Westlaw**.

At the displayed case, click the right **Term** arrow to display the portion of the text in which the term appears. Check that you have accurately transcribed the quotation.

Checking quotations in non-case law databases

If you are using non-case law or nonlegal sources such as newspapers and magazines in your article, use Westlaw to check quotations from them. For example, suppose you are quoting a portion of an article from the *New York Times* concerning a speech by Justice Ruth Bader Ginsburg in 2005 in which she said, “The notion that it is improper to look beyond the borders of the United States in grappling with hard questions has a certain kinship to the view that the U.S. Constitution is a document essentially frozen in time as of the date of its ratification.” To retrieve the quotation, access the New York Times database (NYT), type a query such as **ginsburg /p kinship /s frozen**, and click **Search Westlaw**.

At the displayed document, click the right **Term** arrow to display the portion of the text in which the terms appear and then verify the quotation.

The QuoteRight Automated Quotation-Checking Service in WestCheck

To save time, you can check all the quotations in your article at once by using the QuoteRight feature in WestCheck version 3.2 or later. When WestCheck extracts the citations from your document, it also creates a list of the quotations that it finds. You can then have the QuoteRight service check these quotations against the full text of the source documents as they appear on Westlaw.

Section 6. Using The West Education Network (TWEN)

The rigors of editing a law review or legal journal demand the utmost organizational and communication skills. The West Education Network (TWEN), an electronic communications platform available on the Web from West, is a powerful law review and journal management tool. With TWEN, you can easily create and administer a Web site for your publication that allows you to improve communication with your editorial board and staff, post and share documents, and hone your legal research skills.

Improving Communication

TWEN helps improve communication with your editorial board and staff by allowing you to

- post announcements and assignments.
- use a calendar feature for meetings, deadlines, authority checks, and social activities. You can also schedule automated e-mail reminders for calendar events.
- create discussion forums where you can send e-mail messages to individuals, groups, or the entire staff, as well as post citation information.
- create and manage live discussions (“chat”) where you can discuss events or issues in real time.



Sample TWEN law review home page

Posting and Sharing Documents

Use TWEN to post important documents for your staff, writers, and others. You might choose to post articles, presentations, book reviews, policies, rules for write-on competitions, or bylaws and constitution.

Click here to download a document in HTML format or in its original format.



Sample documents

Increasing Your Legal Research Efficiency

In addition, TWEN provides access to the following tools to help make your legal research more efficient and effective:

- **WestCheck**—West’s citation research application that automatically extracts citations from a document (or a list of citations created manually) and helps verify that all the citations in the document are correct and that the supporting cases are good law. For more information about WestCheck, see Section 4, “Checking Your Citations.”
- **CiteStation**—a series of online exercises (using *Bluebook* and *ALWD Citation Manual* format) designed to hone basic citation skills for editors and staff. For more information about CiteStation, see Section 7, “Improving Your Law Review Skills with CiteStation.”
- **Legal Research and Writing Tools**—a collection of tools and materials that provide advanced tips for conducting legal research in primary and secondary sources.

Section 7. Improving Your Law Review Skills with CiteStation

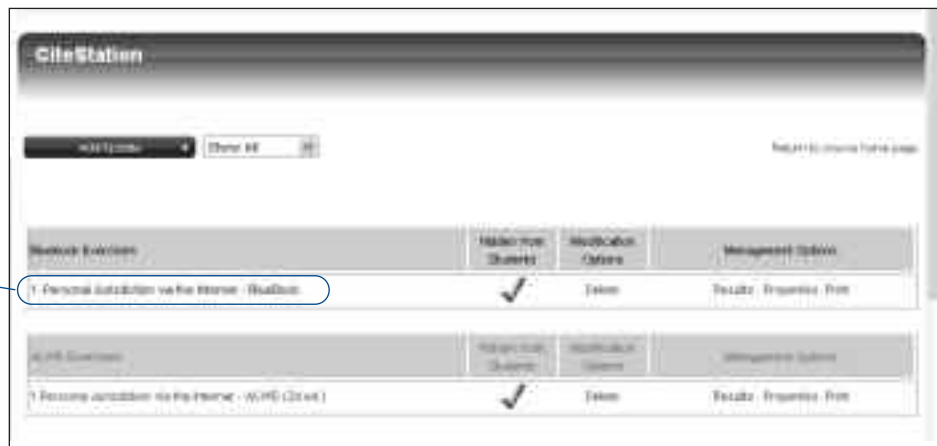
Law review is an excellent place to learn and refine the sophisticated citation, writing, and editing skills required to produce a successful scholarly publication. Now law review and journal editors and staff members can take advantage of CiteStation, available from West via TWEN. CiteStation is a series of online exercises that are designed to help you hone your basic citation skills. The exercises were developed by legal research and writing professors who have extensive experience with the challenges associated with learning legal citation. Each of the exercises is presented in the context of practical legal documents, such as contracts, memoranda, and pleadings, in both *Bluebook* and *ALWD Citation Manual* format.

Accessing CiteStation

To access CiteStation, complete the following steps:

1. Access the appropriate course by clicking the course name on the TWEN home page.
2. Click **CiteStation** on the left side of the course home page to display the CiteStation page.* A page like the one shown below is displayed.

Click the title of an exercise to display it. You can choose either *Bluebook* or *ALWD Citation Manual* format.



CiteStation page

* Note to course administrators: If you select **Law Review/Journal** as your topic when creating a new course, the CiteStation button is automatically displayed. To add the CiteStation button to an existing law review page or a non-law review course, click **Modify Course** in the list of navigation links. At the next page, click **Modify Course Information**. Then select **Show the CiteStation and Legal Research and Writing Tools** button and click **Submit Course Changes**.

Using CiteStation

To complete a CiteStation exercise, follow these steps:

1. Click the name of the appropriate CiteStation exercise on the CiteStation page. The introductory page for the exercise is displayed, as shown below.
2. Click **Start** at the bottom of the page. The CiteStation exercise is displayed, which contains links to the questions embedded within the text. Questions are indicated with a question mark icon (❓).
3. Answer questions by clicking the question mark icons and following the online instructions.
4. Submit your answers by clicking **Finished** at the bottom of the exercise; at the next page click **Submit**. The exercise results are then displayed.



Introductory page for a CiteStation exercise



CiteStation exercise



CiteStation question

