

THOMSON REUTERS PROVUE® eBook

QUICK START GUIDE

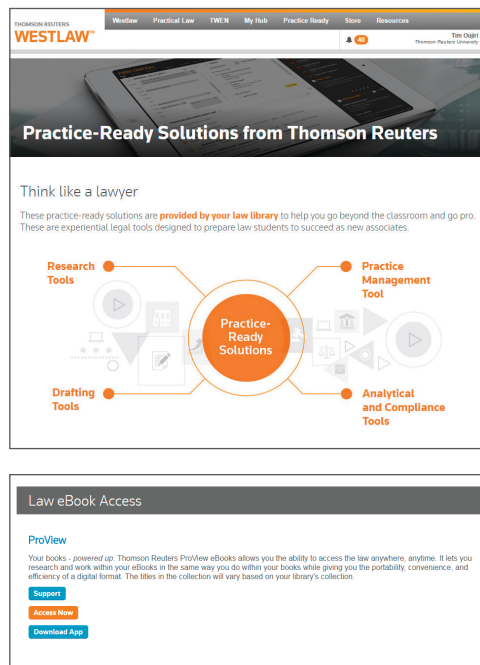
ACCESS eBooks

You can access ProView eBooks via browser or app.

Sign in to lawschool.westlaw.com and click or tap on **Practice-Ready Package** and then **Research Tools**.

Under *Law eBook Access* you can click or tap:

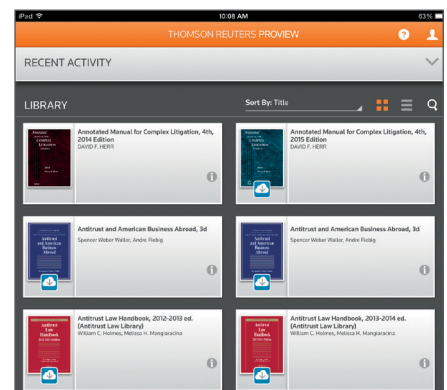
- **Support** to get help
- **Access Now** to start using ProView on your browser
- **Download App** to get the ProView app for use on your Apple® or Android™ tablet, laptop, or desktop. Once you download the app, open it and sign in.



DOWNLOAD AN eBook

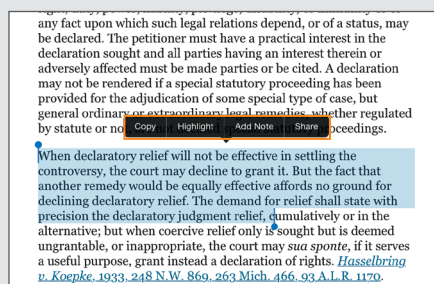
Browse the library collection, and then **tap or click** the desired eBook to download it. You will only need to do this the first time you open the eBook.

Once the eBook has finished downloading, tap or click it to open it. **After downloading, you can read your eBook anywhere, with or without an Internet connection.**



USE TEXT OPTIONS

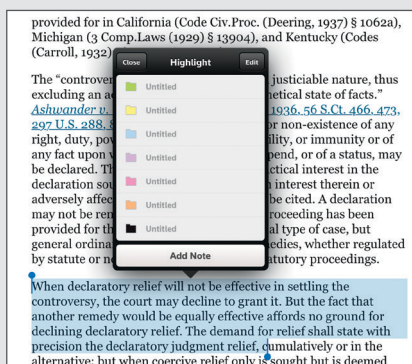
Tap or click on text to highlight it, and then tap or click **Copy**, **Highlight**, **Add Note**, or **Share**.



If you tap or click **Copy**, the shaded blue box disappears and your selected text is ready to be pasted into an email or document.

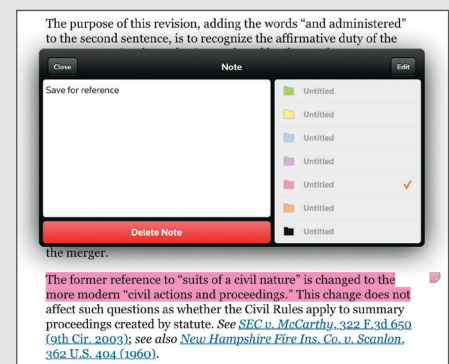
When you tap or click **Highlight**, you can choose a color for the selected text.

Tap or click **Share** to easily share the text you've highlighted. (See additional sharing options on back.)



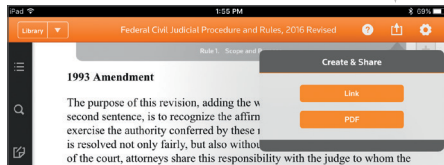
When you tap or click **Add Note**, a box will appear to add a note.

Type your note and choose a color for it. To edit color labels, tap or click **EDIT** in the note box, tap or click the arrow next to a color, and enter a label name. Tap or click **Done**.



SHARE

Tap or click the **Share** icon in the upper-right corner to create a PDF or link to selected text, current view, or the current table of contents section. Tap or click **Next** to generate the PDF or link and choose to print or email it.



SET PREFERENCES

To set your preferences, tap or click the settings icon in the upper right corner.

Options include:

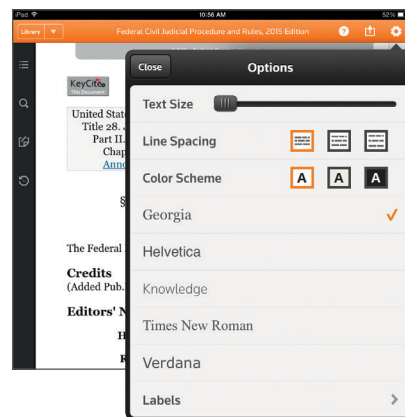
TEXT SIZE – Adjust the text size to make it larger or smaller.

LINE SPACING – Choose line spacing.

COLOR SCHEME – Adjust color scheme for brightness.

FONT – Select your preferred font.

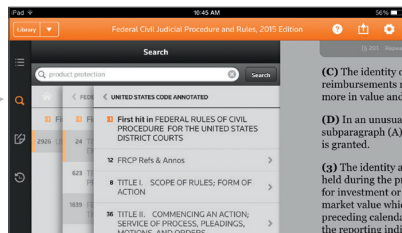
LABELS – Manage labels by name and color.



SEARCH

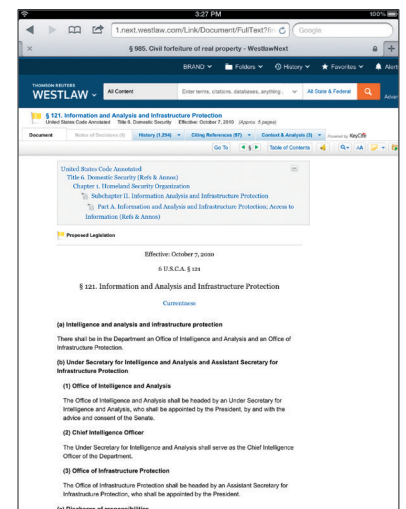

You can search within your eBook without leaving your page. Tap or click the **search icon** and type the term you're looking for into the search box (you also may use Boolean Terms and Connectors).

Your results will appear highlighted within the text. Search results include the number of times your search terms appear in various chapters.



LINK TO WESTLAW

Tap or click on **linked statutes, regulations, and cases** in the text of your eBook to seamlessly connect to controlling authority included in your Westlaw plan.



For more information, visit legalsolutions.com/proview

