



GUIDE TO LAW REVIEW RESEARCH

PROFESSIONAL LEGAL RESEARCH

lawschool.westlaw.com

Westlaw®

GUIDE TO LAW REVIEW RESEARCH

PROFESSIONAL LEGAL RESEARCH

JUNE 2009

West Customer Service

Westlaw Technical and Search Assistance (available 24 hours a day)

If you have general or technical questions about Westlaw, call West Customer Technical Support at 1-800-850-WEST (1-800-850-9378).

Technical and search assistance is also available online at help.west.thomson.com.

Accessibility Support

For information on West's accessibility policy, go to west.thomson.com/accessibility.

Reference Materials

To browse and order free Westlaw reference materials, visit west.thomson.com/westlaw/guides. Westlaw and other West products also contain valuable online Help.

About This Guide

In this guide, the graphics and step-by-step instructions are based on accessing Westlaw via the Internet. Because of the evolving nature of Internet technology, there may be recent changes to the Westlaw interface and functionality that are not reflected in this documentation.

Information in this guide is current through June 1, 2009.

ALR, Am Jur, KeyCite, KeySearch, National Reporter System, *Supreme Court Reporter*, The West Education Network, TWEN, *United States Code Annotated*, USCA, *U.S. Code Congressional and Administrative News*, WestCheck, WestCheck.com, WestClip, West Key Number System, Westlaw, and West's are registered trademarks of West Publishing Corporation.

NewsRoom is a trademark of West Publishing Corporation.

RIA is a registered trademark of Thomson Professional and Regulatory, Inc.

© 2009 Thomson Reuters. All rights reserved.

West

610 Opperman Drive

Eagan, MN 55123-1396

Printed in the United States of America

Contents

OVERVIEW	1
1 SELECTING A TOPIC	2
Current Trends in the Law	2
Westlaw Highlights Databases	2
Notable Trials: Transcripts and Court Documents Databases	3
NewsRoom Databases	4
American Political Network Databases	4
Selecting a Topic Involving an Unresolved Issue or Circuit Split	4
Selecting a Topic Involving a Specific State	5
Using the Clipping Service on Westlaw	5
What Can You Do with WestClip?	5
2 CONDUCTING A PREEMPTION CHECK	7
Legal Indexes	7
Search Tips	7
Law Reviews and Journals	7
Search Tips	8
3 DEVELOPING YOUR TOPIC	9
Legal Encyclopedias and Treatises	9
<i>American Law Reports</i>	9
Search Tips	9
<i>American Jurisprudence 2d</i>	9
Search Tips	9
Case Law	10
Headnotes	10
Searching with Topic and Key Numbers	11
Using KeySearch	13
Legislative History	14
Compiled Legislative Histories	14
House and Senate Testimony	15
Statutory Construction	15

4 CHECKING YOUR CITATIONS	16
Checking Citations with KeyCite	16
KeyCite Status Flags	16
Accessing KeyCite	17
Viewing the History of a Case	17
Viewing Citing References to a Case	18
Restricting Citing References To a Case	18
Viewing the History of a Statute	19
Viewing Citing References to a Statute	19
Monitoring Citations with KeyCite Alert	20
Creating a KeyCite Alert Entry Using the Wizard	20
Creating a KeyCite Alert Entry for the Document You Are Viewing	20
Retrieving Cited Cases Using the Table of Authorities	20
Using WestCheck	21
5 VERIFYING PAGE NUMBERS AND QUOTATIONS	23
Star Paging	23
Checking Quotations	24
Checking Quotations Using a Citation	24
Checking Quotations Using a Case Title	24
Checking Quotations in Non-Case Law Databases	24
The QuoteRight Automated Quotation-Checking Service in WestCheck	24
6 USING THE WEST EDUCATION NETWORK (TWEN)	25
Improving Communication	25
Posting and Sharing Documents	26
Increasing Your Legal Research Efficiency	26

Overview

This student guide for law review and journal research shows you how to use Westlaw databases and services to perform a number of tasks, including the following:

- selecting a topic for a law review or journal article
- performing a preemption check
- developing your topic
- checking citations and quotations included in an article
- using The West Education Network (TWEN) to improve law review and journal management

This guide is written with the assumption that you have a working knowledge of Westlaw.

In most databases, you have the option of using either the Terms and Connectors (Boolean) search method or the Natural Language search method. Examples using both methods are included in this guide.

To arrange for individual or group instruction on Westlaw, contact the West academic account manager or a West student representative at your school.

If you have questions or need assistance while researching on Westlaw, see the guide *Winning Research Skills* or contact West directly. For general or technical questions or for search assistance with Westlaw, call 1-800-850-WEST (1-800-850-9378). Assistance is available 24 hours a day.

For an excellent example of a student-authored note, see *Silencing Chicken Little: Options for School Districts after Parents Involved* by Michelle Renee Shamblin, 69 La. L. Rev. 219 (2008). Shamblin's article won the 2009 Scribes Law Review Award for the best-written student article. You can use the Find service to retrieve it. Type **69 lalrev 219** in the *Find by citation* text box at the tabbed Law School page and click **Go**.

1 Selecting a Topic

Current Trends in the Law

Researching current trends in the law can help you find an issue or important recent decision that could form the basis of a law review or journal article. Westlaw contains many sources that will inform you of trends in all areas of the law.

WESTLAW HIGHLIGHTS DATABASES

Westlaw Highlights databases include both Westlaw Topical Highlights databases and Westlaw Bulletin databases. Westlaw Highlights databases

- provide a quick, convenient way to stay informed of legal developments and trends in the judicial, legislative, and administrative arenas.
- are updated daily to provide current information in the topical and jurisdictional areas listed below.

Westlaw Topical Highlights databases

DATABASE	IDENTIFIER	DATABASE	IDENTIFIER
Antitrust	WTH-ATR	Gay Lesbian Bisexual Transgender	WTH-GLBT
Bankruptcy	WTH-BKR	Health	WTH-HTH
Business Organizations	WTH-BUS	Insurance	WTH-IN
Commercial Law	WTH-CML	Labor and Employment	WTH-LB
Copyrights	WTH-COPY	Litigation	WTH-LTG
Criminal Justice	WTH-CJ	Maritime Law	WTH-MRT
E-Commerce	WTH-ECOMM	Native American Law	WTH-NAM
Education	WTH-ED	Patents	WTH-PAT
Energy and Utilities	WTH-EN	Products Liability	WTH-PL
Environmental Law	WTH-ENV	Real Property	WTH-RP
Estate Planning and Probate	WTH-EPP	Securities Regulation	WTH-SEC
Family Law	WTH-FL	Taxation	WTH-TAX
Finance and Banking	WTH-FIN	Trademarks	WTH-TR

Westlaw Bulletin databases

DATABASE	IDENTIFIER	DATABASE	IDENTIFIER
Westlaw Bulletin	WLB	Westlaw State Bulletins–Massachusetts	WSB-MA
Westlaw Bulletin–U.S. Supreme Court	WLB-SCT	Westlaw State Bulletins–New Jersey	WSB-NJ
Westlaw State Bulletins–California	WSB-CA	Westlaw State Bulletins–New York	WSB-NY
Westlaw State Bulletins–Florida	WSB-FL	Westlaw State Bulletins–Ohio	WSB-OH
Westlaw State Bulletins–Illinois	WSB-IL	Westlaw State Bulletins–Pennsylvania	WSB-PA
Westlaw State Bulletins–Louisiana	WSB-LA	Westlaw State Bulletins–Texas	WSB-TX

- To access a Westlaw Highlights database, type its identifier in the *Search for a database* text box at the tabbed Law School page and click **Go**. A result list of documents added to the database in the last two weeks is automatically displayed. To view a summary of a listed document, click its number. The result list is then displayed in the left frame and the document is displayed in the right frame.
- The summary may indicate that the full text of the document is available on Westlaw. To retrieve the full text of the document, click its link.
- To run a search in a Westlaw Highlights database, click **Edit Search** in the left frame or at the top of a result list. Delete the current query in the text box, type your Terms and Connectors query or Natural Language description, and click **Search Westlaw**.

NOTABLE TRIALS: TRANSCRIPTS AND COURT DOCUMENTS DATABASES

Highly publicized trials can affect the U.S. justice system far beyond the jurisdictions in which they take place. The conduct and outcome of such trials are often subjects for legal scholarship. Official transcripts and court documents from a number of significant trials are available in individual databases on Westlaw. As trials progress, the databases are updated regularly. Examples of such trial databases are listed below.

DATABASE	IDENTIFIER
Notable Trials Transcripts and Documents Official pretrial and trial transcripts and court documents from the individual notable trials databases currently on Westlaw. Coverage varies by database.	TRIALS-ALL
Doe v. Bush Trial Transcripts and Documents Court documents, such as motions, briefs, and court orders, and transcripts of hearings in the case of <i>Doe v. Bush</i> , which concerns the issue of whether the president may unilaterally wage war on Iraq without a congressional declaration of war. Coverage is from February 2003 to March 2003.	DOEBUSH
Guantanamo Bay Military Commissions–Motions and Decisions Motions and decisions in the Guantanamo Bay military commission cases <i>United States v. Ali Hamza Ahmad Sulayman al Bahlul</i> , <i>United States v. David M. Hicks</i> , <i>United States v. Salim Ahmed Hamdan</i> , and <i>United States v. Ibrahim Ahmed Mahmoud al Qosi</i> . Coverage begins with July 2004.	FMIL-GBDOC

DATABASE	IDENTIFIER
Presidential Election Litigation 2000	PRESLIT-DOC
Documents filed in cases in Florida state courts and federal courts relating to the 2000 presidential election voting dispute. Coverage begins with November 2000.	

NEWSROOM DATABASES

NewsRoom gives you easy access to nearly 12,000 databases containing newspapers, magazines, journals, newswires, newsletters, and transcripts of television and radio programs. You can use these databases to retrieve the latest business information and news.

Examples include newspapers such as the *New York Times*, magazines such as *Business Week*, and transcripts from programs such as *60 Minutes*. For a complete list of business and news databases, see the *Business and News* section of the Westlaw Directory.

AMERICAN POLITICAL NETWORK DATABASES

The American Political Network databases are an excellent source of quotes, polling information, and political analysis.

DATABASE	IDENTIFIER
American Political Network–American Health Line	APN-HE
Daily briefings on current issues in health care, politics, and policy. Coverage begins with March 1992.	
American Political Network–The Hotline	APN-HO
Daily briefings on political and public affairs information. Coverage begins with January 1990.	

Selecting a Topic Involving an Unresolved Issue or Circuit Split

New legal issues and issues causing a split in opinion among the federal circuit courts provide excellent subject matter for law review articles. The following examples show how to look for information on such issues in a variety of databases. To retrieve recent results, add a date restriction to your query, e.g., **court circuit /s split & da(aft 3/2009)**.

DATABASE	IDENTIFIER	SUGGESTED SEARCH
Preview of U.S. Supreme Court Cases	SCT-PREVIEW	court circuit /s split & da(aft 1/2008)
U.S. Courts of Appeals Cases	CTA	issue question matter /s "first impression" novel & da(aft 3/2009)
Journals and Law Reviews	JLR	"beyond the scope" /s note article comment /p court circuit & da(aft 2/2008)
National Law Journal	NLJ	court circuit /s split & da(aft 9/2008)
Legal Newspapers	LEGALNP	court circuit /s split & da(aft 3/2009)

Selecting a Topic Involving a Specific State

State law or state-to-state differences in the law also provide good subject matter for law review articles. The Westlaw Directory organizes case law, statutory and administrative materials, and business information and news databases by individual state. The following examples show you how to look for information in a variety of databases.

DATABASE	IDENTIFIER	SUGGESTED SEARCH
Westlaw State Bulletins database, e.g., Westlaw State Bulletins–California	WSB-CA	s.l.a.p.p. "strategic lawsuit"
state legal newspapers, e.g., <i>New York Law Journal</i>	NYLJ	broadnax & emotional /s distress harm! injur!
local newspapers, e.g., <i>Chicago Tribune</i>	CHICAGOTR	senate /p appointment /p investigation
recent news from or about a particular state (XXNEWS, where XX is the state's two-letter postal abbreviation), e.g., Minnesota News	MNNEWS	constitution! /p "absentee ballot" and choose Year to date from the Dates drop-down list
legal periodicals from a specific state (XX-JLR, where XX is the state's two-letter postal abbreviation), e.g., Iowa Journals and Law Reviews	IA-JLR	same-sex /p marriage
proposed state bills (XX-BILLTXT, where XX is the state's two-letter postal abbreviation), e.g., Alaska Bill Tracking–Full Text	AK-BILLTXT	oil gas /s explor! develop! in the Bill Text text box
proposed state regulations (XX-REGTRK, where XX is the state's two-letter postal abbreviation), e.g., Maine Regulation Tracking	ME-REGTRK	wind /s energy

Using the Clipping Service on Westlaw

WestClip is a clipping service that allows you to keep track of the people, places, and events of interest to you. WestClip runs your Terms and Connectors queries on a regular basis and deliver the results to you automatically.

WHAT CAN YOU DO WITH WESTCLIP?

- Conduct your preemption checking using a variety of Westlaw databases to track your issue and automatically notify you of developments that may affect it. For example, watch for law review articles about the death penalty as applied to juveniles by creating a WestClip entry such as **death /5 penalty /p juvenile minor** in the Journals and Law Reviews database (JLR).
- Stay abreast of legal issues or practice areas of interest to you. For example, track articles about developments in genetic testing by creating a WestClip entry such as **gene genetic /s test testing** in the Intellectual Property News database (IPNEWS).
- Keep tabs on firms or companies for which you'd like to work. For example, monitor the Sullivan & Cromwell law firm in New York City by creating a WestClip entry such as **sullivan /3 cromwell** in the New York Times database (NYT).

Creating a WestClip entry

The easiest way to create a WestClip entry is from your current Terms and Connectors search result. To do so, complete these steps:

1. Run a Terms and Connectors search, e.g., **circuit court /s split** in the Preview of U.S. Supreme Court Cases database (SCT-PREVIEW).
2. Click **Add Search to WestClip** at the top of the result list to display the WestClip: Create Entry page (Figure 1-1). The client identifier, database identifier, and query are automatically added to the entry.
3. Verify the delivery settings on the right side of the page. Click **Edit** to change one or more settings, then click **Save**.
4. Click **Save** to save the entry in the WestClip Directory.

The screenshot shows the 'WestClip: Create Entry' page. At the top, there is a search bar with 'circuit court /s split' and a 'Database' dropdown set to 'sct-preview'. Below this, the 'Results' section shows '281 Documents' and an 'Add Search to WestClip' button. The 'Add Related Terms' section lists terms like 'forum', 'tribunal', 'panel', 'divided', 'fissure', and 'break'. The main 'WestClip: Create Entry' form is divided into two columns: 'Entry Details' and 'Delivery Settings'. The 'Entry Details' section includes fields for 'Name of clip', 'Client ID' (TWEN-CLIENT), 'Database(s)' (SCT-PREVIEW), and 'Query' (Terms and Connectors, CIRCUIT COURT /S SPLIT). The 'Delivery Settings' section includes 'Frequency' (Daily), 'Destination' (E-mail), 'Limits' (Maximum lines per result: 10000), 'Result format' (List of All Citations), 'Results' (Inform me of no results), 'Date created' (05/13/2009), 'Last run date', and 'End date' (No end date). At the bottom, there are 'Save' and 'Cancel' buttons.

Figure 1-1. WestClip: Create Entry page

You can also create a WestClip entry by clicking **Alert Center** at the top of any page. At the Alert Center Directory, click **Create** in the *WestClip* section. The WestClip: Create Entry page is displayed.

For more information about WestClip, see *Tracking Cases with WestClip*. Go to west.thomson.com/support/user-guide/westlaw/default.aspx, then click **Law School**.

2 Conducting a Preemption Check

Before you spend considerable time and energy writing a law review article on a particular topic, you'll want to be sure that you're covering new ground. Use the following Westlaw databases to determine whether articles on your subject have already been written.

Legal Indexes

DATABASE	IDENTIFIER
Current Index to Legal Periodicals Weekly editions of the <i>Current Index to Legal Periodicals</i> , which indexes articles from more than 300 legal publications. Coverage includes the most recent eight weeks.	CILP
Legal Journals Index References to or abstracts of articles from more than 430 legal journals published in the United Kingdom and other European countries or covering topics pertaining to the laws of the European Union and its member states. Coverage begins with 1986.	LJI

SEARCH TIPS

- When you access CILP you automatically receive the eight most recent issues. The first document displayed is the index for the current week.
- To find entries in CILP on a specific subject such as immigration, restrict your search to the topic field (to): **to(immigration)**
- To retrieve articles in LJI on a specific subject such as liability for unauthorized Web links, use the Natural Language search method. Type a description such as **liability for unauthorized web links**.

Law Reviews and Journals

Whether you are looking for a specific article, or performing an extensive survey of the legal literature, the more than 1,000 law reviews and journals available on Westlaw give you access to a wealth of information. Law reviews and journals are available in individual databases such as Harvard Law Review (HVLRL) as well as in the general and practice-area multibases described below.

GENERAL DATABASE	IDENTIFIER
Texts and Periodicals—All Law Reviews, Texts, and Bar Journals Documents from law reviews, texts, continuing legal education (CLE) course materials, bar journals, legal practice-oriented periodicals, <i>American Law Reports (ALR)</i> , and <i>American Jurisprudence 2d (Am Jur 2d)</i> . Coverage varies by publication.	TP-ALL
Journals and Law Reviews	JLR
Individual State Journals and Law Reviews Materials from law reviews, CLE course handbooks, and bar journals. Coverage varies by publication. Materials from individual states are found in databases with the identifier XX-JLR, where XX is a state's two-letter postal abbreviation, e.g., NY-JLR.	XX-JLR

PRACTICE-AREA DATABASE	IDENTIFIER	PRACTICE-AREA DATABASE	IDENTIFIER
Administrative Law	AD-TP	Homeland Security and Antiterrorism	HOMELAND-TP
Americans with Disabilities	AWD-TP	Immigration Law	IM-TP
Antitrust and Trade Regulation	ATR-TP	Insurance	IN-TP
Art, Entertainment, and Sports Law	AES-TP	Intellectual Property	IP-TP
Bankruptcy	BKR-TP	International Law	INT-TP
Business Organizations	BUS-TP	Jurisprudence and Constitutional Theory	JCT-TP
Civil Rights	CIV-TP	Labor and Employment	LB-TP
Class Actions	CLA-TP	Legal Ethics and Professional Responsibility	ETH-TP
Commercial Law and Contracts	CML-TP	Litigation	LTG-TP
Communications	COM-TP	Maritime Law	MRT-TP
Criminal Justice	CJ-TP	Medical Malpractice	MM-TP
Death Penalty	DP-TP	Military Law	MIL-TP
e-Discovery	EDSCVRY-TP	Native American Law	NAM-TP
Education	ED-TP	Pension and Retirement Benefits	PEN-TP
Election	ELECTION-TP	Personal Injury Damages	DMG-TP
Energy	EN-TP	Premises Liability	PREMLIAB-TP
Environmental Law	ENV-TP	Products Liability	PL-TP
Estate Planning and Probate	EPP-TP	Professional Malpractice	MAL-TP
Family Law	FL-TP	Real Property	RP-TP
Finance and Banking	FIN-TP	Securities and Blue Sky Law	SEC-TP
First Amendment	CFA-TP	Taxation	TX-TP
Government Benefits	GB-TP	Tort Law	TRT-TP
Government Contracts	GC-TP	Transportation	TRAN-TP
Health Law	HTH-TP	Workers' Compensation	WC-TP

SEARCH TIPS

- To determine what has already been written on a particular topic, run a Natural Language search such as the following in one of the practice-area databases such as Criminal Justice–Law Reviews, Texts, and Bar Journals (CJ-TP): **death penalty for juveniles**
- To find articles written by a particular author, such as Arthur Miller, access the Journals and Law Reviews database (JLR) and type a Terms and Connectors query such as the following, restricting your search to the author field (au): **au(arthur /3 miller)**
- When you know the citation of a law review article, use Find to retrieve it. For example, to retrieve the article at 102 Yale L.J. 835, type **102 yalelj 835** in the *Find by citation* text box at the Law School page.

3 Developing Your Topic

Once you've chosen a topic, you can begin the research process. This section shows you some of the many sources of background information available on Westlaw that you can use to develop your topic. In most databases, you can use either the Terms and Connectors search method or the Natural Language search method.

Legal Encyclopedias and Treatises

AMERICAN LAW REPORTS

American Law Reports (ALR) contains annotations that review and analyze the complete body of state and federal law. The attorneys who write the annotations search relevant sources, collect and analyze the law on the issue, and prepare a detailed discussion of the general principles deduced from their research. Each ALR article is a complete legal memorandum on a particular legal issue. Use the American Law Reports database (ALR) to gather background information, determine the applicable primary law, and find leads to other secondary materials such as forms and practice guides.

SEARCH TIPS

- To browse the complete ALR index, type the following Terms and Connectors query, restricting your search to the citation field (ci): **ci(index)**. At the next page, click **Continue Search**, if necessary. The first document in your result contains a list of all topics in the index.
- To retrieve ALR annotations referencing a particular case, restrict your search to the jurisdictions field (jur). For example, to retrieve annotations that reference *Hamdi v. Rumsfeld*, 124 S. Ct. 2633 (2004), type the following Terms and Connectors query: **jur(hamdi & rumsfeld)**
- To go directly from a retrieved annotation to a cited case, statute, related ALR annotation, or other source, click its link.

AMERICAN JURISPRUDENCE 2D

American Jurisprudence 2d (Am Jur 2d) is a comprehensive encyclopedia of state and federal law containing more than 400 separate titles on a broad range of legal topics. Use the American Jurisprudence 2d database (AMJUR) to gather background information, determine the applicable primary law, and find leads to other secondary materials such as forms and practice guides.

SEARCH TIPS

- To browse an alphabetical list of all Am Jur 2d titles, access AMJUR. At the Search page, click **Table of Contents**. Then click the plus (+) and minus (-) symbols to browse the table of contents.
- You can also search for the title name in the citation field: **ci("wrongful discharge")**
- To go directly from a retrieved title to a cited case, statute, Am Jur publication, or other source, click its link.

State-specific resources

When you are researching the law of a specific state, use the Westlaw Directory for convenient access to the state materials you need. For example, if you are looking for background information on New York law, click **Directory** at the top of any page, then click **U.S. State Materials**. New York will be listed first if it is your home jurisdiction. Otherwise, click **Other U.S. States**, and then click **New York**.

At the displayed list of New York materials, click **Forms, Treatises, CLEs and Other Practice Material** to view a complete list of New York texts and treatises, as shown below (Figure 3-1). To access a database, such as Handling a Criminal Case in New York (HCCNY), simply click its name.



Figure 3-1. List of New York text and treatise databases in the Westlaw Directory

Other treatises

The Texts and Treatises database (TEXTS) contains the full text of all available texts and treatises on Westlaw. To view Scope for a list of the materials that are included in the TEXTS database, click the Scope icon (i).

Case Law

HEADNOTES

West attorney-editors analyze the legal issues in every case published in West's National Reporter System and summarize each issue in a headnote. Each headnote is a succinct expression of the legal issues raised by the interactions of the facts in a case and the rules of law.

Headnotes on Westlaw give you the following research advantages:

- West headnotes lay out the black letter of the law and apply the law to the facts of the particular case.
- Each headnote is classified to the West Key Number System, providing you with access to all other cases that discuss similar points of law.

- Each headnote covers one point of law and West key numbers classify each headnote to at least one of more than 100,000 legal classifications. You can focus precisely on your issue when you combine key numbers with your search terms.
- West editors add search terms that you're likely to use, such as synonyms, terms of art, and terms characterizing legal relationships (e.g., *landlord* and *tenant* rather than *appellant* and *appellee*).

SEARCHING WITH TOPIC AND KEY NUMBERS

West topic and key numbers help you focus your research and retrieve relevant cases. If you have an on-point case and want to find additional cases, run a search using the topic and key number from the relevant headnote in an appropriate database to find other cases classified to that topic and key number. To format a topic and key number search, access an appropriate case law database and type the topic number, the letter k, and the key number. For example, to search for cases containing topic 372, Telecommunications, and key number 1434, Wiretapping in General, access a case law database and enter the following search: **372k1434**.

The complete topic and key number outline used by West attorney-editors to classify headnotes is available in the West Key Number Digest, also called the Custom Digest. You can use the West Key Number Digest to find topic and key numbers related to your issue and to retrieve cases with headnotes classified under those topic and key numbers.

To search for a topic and key number associated with an issue you are researching, click **Key Numbers** at the top of any page. Type terms that describe your issue, such as **family and medical leave**, in the *Search for Key Numbers* text box, select the jurisdiction from which you want to retrieve case headnotes, and click **Search**. In the displayed list, click a topic and key number to view a list of case headnotes classified under that topic and key number with links to the full text of the opinions.

To access the West Key Number Digest (Figure 3-2), click **Key Numbers** at the top of any page, then click **West Key Number Digest Outline** under *Browse Key Numbers*. Click the plus and minus symbols to browse the outline. Select the check box next to each topic or key number you want to include in your search, then click **Search selected**.

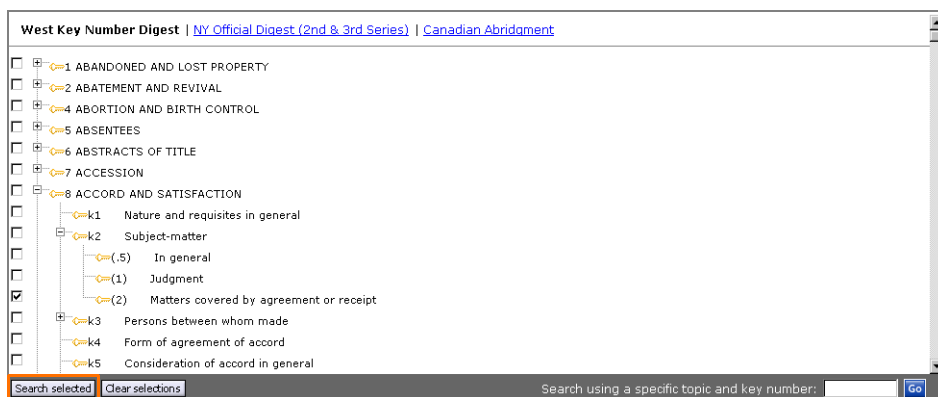


Figure 3-2. West Key Number Digest

The Custom Digest search page is displayed, as shown below (Figure 3-3). The topic and key numbers you selected are listed in the *Your digest selection(s)* box. Select the jurisdiction from which you want to retrieve headnotes. You can also choose a date restriction and add search terms. Once you have made your selections, click **Search**. The retrieved headnotes are displayed in the right frame (Figure 3-4). To view the full text of a case, click the case citation.

Figure 3-3. Custom Digest search page

Figure 3-4. Custom Digest search result

USING KEYSEARCH

KeySearch, a tool powered by the West Key Number System, identifies key numbers and terms related to your legal issue and runs a query created by a West attorney-editor for you. KeySearch retrieves documents that contain key numbers, such as cases with West headnotes, as well as documents that don't contain topic and key numbers, such as law reviews and cases without West headnotes.

Selecting a topic

To access KeySearch, click **Key Numbers** at the top of any page. Then click **KeySearch** under *Browse Key Numbers*. Browse the list of topics and subtopics in the right frame by clicking the **Browse** icons (📁) (Figure 3-5). When you see a topic or subtopic related to your issue, select it by clicking the **Search all of ...** link at the top of the page or by clicking the **Search** icon (🔍) next to it. You can also search the list of KeySearch topics and subtopics for specific terms by typing the terms in the text box in the left frame and clicking **Go**.



Figure 3-5. KeySearch topics and subtopics

Letting KeySearch provide a query for you

Once you've selected a topic or subtopic to search, select the source you want to retrieve documents from and, if desired, type additional terms in the *Add search terms* text box (Figure 3-6). KeySearch provides a query for you based on the topic or subtopic and source you selected and on any search terms you entered in the *Add Search terms* text box. Click **Search** to run the KeySearch query.

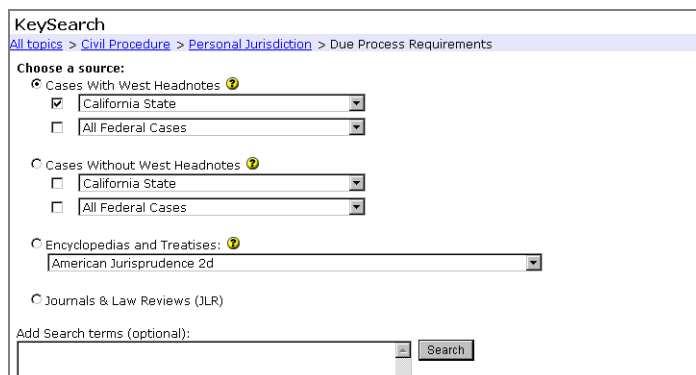


Figure 3-6. KeySearch search page

Legislative History

Legislative history materials are often necessary to fully interpret statutory law. For convenient access to state legislative history materials, use the tabbed Legislative History–State page. The following federal legislative history materials are also available on Westlaw.

COMPILED LEGISLATIVE HISTORIES

The Washington, D.C., law firm of Arnold & Porter has compiled a comprehensive group of reports, hearings, congressional debates, and other documents for each of the following acts.

NAME OF ACT	DATABASE IDENTIFIER
Americans with Disabilities Act of 1990	ADA-LH
Bankruptcy Amendments and Federal Judgeship Act of 1984	BANKR84-LH
Bankruptcy Judges, United States Trustees, and Family Farmer Bankruptcy Act of 1986	BANKR86-LH
Bankruptcy Reform Act of 1978	BANKR78-LH
Bankruptcy Reform Act of 1994	BANKR94-LH
Class Action Fairness Act of 2005	AP-CLASS-LH
Clean Air Act Amendments of 1977	CAA77-LH
Clean Air Act Amendments of 1990	CAA90-LH
Comprehensive Environmental Response, Compensation, and Liability Act of 1980	CERCLA-LH
Do-Not-Call Implementation Act of 2003	DNCIA-LH
Employee Retirement Income Security Act of 1974	ERISA-LH
Fair and Accurate Credit Transactions Act of 2003	AP-FAIRCR-LH
False Claims Amendments Act of 1986	FALSECLM-LH
Family and Medical Leave Act of 1993	FAMLV-LH
Federal Water Pollution Control Act Amendments of 1972	FWPCA72-LH
Financial Institutions Reform, Recovery, and Enforcement Act of 1989	FIRREA-LH
General Revision of Copyright Law, 1976	COPYREV76-LH
Government Securities Act of 1986	GOVSEC86-LH
Government Securities Reform Act of 1993	GOVSEC93-LH
Homeland Security Act of 2002	HOMSEC-LH
Insider Trading and Securities Fraud Enforcement Act of 1988	INSIDER-LH
Medicare Prescription Drug, Improvement, and Modernization Act of 2003	MEDPRES-LH
Multiemployer Pension Plan Amendments Act of 1980	MULTEMPL-LH
North American Free Trade Agreement Implementation Act	NAFTA-LH
Riegle Community Development and Regulatory Improvement Act of 1994	RIEGLE94-LH
Riegle-Neal Interstate Banking and Branching Efficiency Act of 1994	IBANK94-LH
Sarbanes-Oxley Act of 2002	SAROX-LH
Standards Development Organization Advancement Act of 2004	STDOAA-LH
Superfund Amendments and Reauthorization Act of 1986	SARA-LH
Telecommunications Act of 1996	TELECOM-LH
USA Patriot Act of 2001	PATRIOT-LH

The following databases of compiled congressional information are also available on Westlaw.

DATABASE	IDENTIFIER
Bankruptcy Reform Act Legislative History	BKRA-LH
Federal Immigration–Legislative History	FIM-LH
Federal Securities–Legislative History	FSEC-LH
Federal Taxation–Legislative History	FTX-LH
Federal Taxation–Materials on the Tax Reform Act of 1986	FTX-TRA86
Gramm-Leach-Bliley Act Legislative History	GLBA-LH
Legislative History–1776	LH-1776
Legislative History–U.S. Code, 1948 to Present	LH
RIA Internal Revenue Code Historical Notes	RIA-HN
RIA United States Tax Reporter–Committee Reports	RIA-USTR-LH
RIA United States Tax Reporter–Estate Committee Reports	RIA-USTREST-LH
RIA United States Tax Reporter–Excise Committee Reports	RIA-USTREXC-LH
U.S. Code Congressional and Administrative News–Legislative History Reports	USCCAN-REP
U.S. Code Congressional and Administrative News–Legislative History Table	USCCAN-TABLE
U.S. GAO Federal Legislative Histories	FED-LH

HOUSE AND SENATE TESTIMONY

Transcripts of oral and written testimony submitted by witnesses at congressional committee hearings are available in the U.S. Congressional Testimony database (USTESTIMONY). Coverage begins with January 1993 and documents are added within a few days of a hearing. Congressional testimony is also available in the Congressional Testimony database (CONGTMY). Coverage begins with November 2004.

Floor debates and reports on the public proceedings of the U.S. Congress, as printed in the *Congressional Record*, are available in the Congressional Record database (CR). Coverage extends back to 1985 and the database is updated daily. Congressional activities concerning particular legislative initiatives are also covered in specialized databases such as the Bankruptcy Reform Act Congressional Record (BKRA-CR) and Gramm-Leach-Bliley Act–Congressional Record (GLBA-CR) databases.

Statutory Construction

It is often helpful to see how cases or other documents construe a statute or regulation to gain a deeper understanding of the particular law in question. When working with a statute, it is usually best to start by checking the statutory annotations available on Westlaw. You can also use the KeyCite citation research service on Westlaw to find this type of information. KeyCite lists cases, administrative materials, secondary sources, and briefs and other court documents that cite a statute or regulation. For more information about KeyCite, see “Checking Your Citations” on page 16.

4 Checking Your Citations

Checking Citations with KeyCite

You can use KeyCite, West's citation research service, to help you determine whether a case, statute, administrative decision, or regulation is good law and to retrieve citing references. KeyCite covers every case in West's National Reporter System, more than 1 million unpublished cases, administrative decisions from selected state and federal agencies, the *United States Code Annotated* (USCA), the *Code of Federal Regulations* (CFR), statutes from all 50 states, regulations from selected states, ALR, hundreds of law reviews, and patents issued by the U.S. Patent and Trademark Office. KeyCite provides information such as the following:

- direct appellate history of a case or administrative decision
- negative citing references for a case or administrative decision
- complete integration with the West Key Number System so you can track legal issues discussed in a case
- citations to session laws or rules amending or repealing a statute or regulation
- citations to proposed legislation affecting federal or state statutes
- citations to cases, administrative materials, secondary sources, and briefs and other court documents that have cited a case, statute, administrative decision, or regulation

The ability to display the direct history of a case in graphical view and unique graphical elements, such as status flags, depth of treatment stars, and quotation marks, enable you to quickly identify and evaluate information in KeyCite.

KEYCITE STATUS FLAGS

A KeyCite status flag lets you immediately know the status of a case, administrative decision, statute, or regulation.



A red flag indicates that the case or administrative decision is no longer good law for at least one of the points of law it contains or that the statute or regulation has been amended by a recent session law or rule, repealed, superseded, or held unconstitutional or preempted in whole or in part.



A yellow flag indicates that the case or administrative decision has some negative history but hasn't been reversed or overruled; that the statute has been renumbered or transferred by a recent session law; that an uncodified session law or proposed legislation affecting the statute is available (statutes merely referenced, i.e., mentioned, are not marked with a yellow flag); that a proposed rule affecting the regulation is available; that the regulation has been reinstated, corrected, or confirmed; that the statute or regulation was limited on constitutional or preemption grounds or its validity was otherwise called into doubt; negative treatment of the statute was reconsidered; or that a prior version of the statute or regulation received negative treatment from a court.



A blue H indicates that the case or administrative decision has some history.



A green C indicates that the case or administrative decision has citing references but no direct history or negative citing references or that the statute or regulation has citing references.

ACCESSING KEYCITE

Access KeyCite using one of the following methods:

- In the left frame of a tabbed page, type a citation in the *KeyCite this citation* text box and click **Go**.
- Click **KeyCite** at the top of any page to display the KeyCite page. In the left frame, type a citation in the *KeyCite this citation* text box and click **Go**.
- When viewing a document, click **Full History** (or **History**) or **Citing References** on the Links tab in the left frame or click the KeyCite status flag, when available.

VIEWING THE HISTORY OF A CASE

To view the full history of a displayed case, click **Full History** on the Links tab. The case history is displayed in the right frame, as shown below (Figure 4-1). To view the direct history of a case in an easy-to-read graphical view, click **Direct History (Graphical View)**. To view only negative history, click **Limit KeyCite History Display** at the bottom of the KeyCite history result and choose **Show Negative Treatment Only** from the menu that is displayed.

Case history is divided into the following categories:

- **Direct History** traces your case through the appellate process and includes both prior and subsequent history.
- **Negative Citing References** lists cases outside the direct appellate line that may have a negative impact on the precedential value of your case.
- **Related References** lists cases that involve the same parties and facts as your case, whether or not the legal issues are the same.

Case history also includes links to related court documents such as briefs, motions, and transcripts of oral arguments.

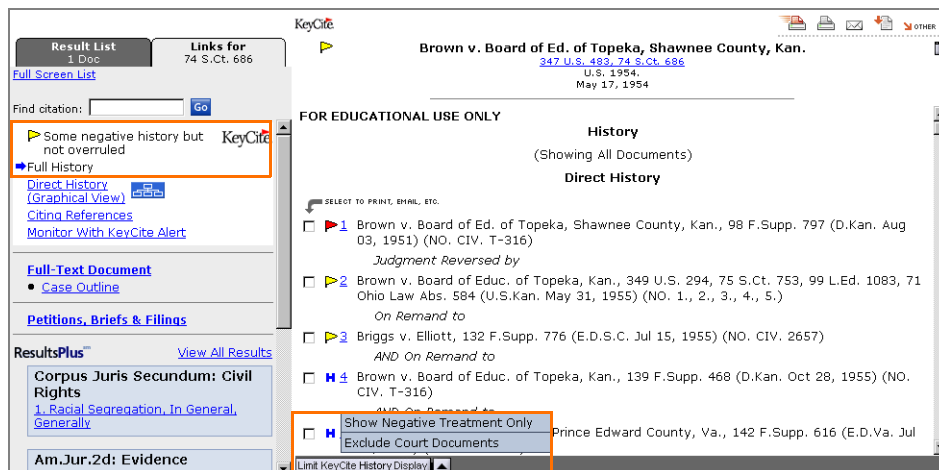


Figure 4-1. History of a case

VIEWING CITING REFERENCES TO A CASE

To view a list of cases, administrative materials, secondary sources, and briefs and other court documents that cite your case, click **Citing References** on the Links tab (Figure 4-2). Negative citing cases are listed first; the remaining cases are listed according to the depth of treatment they give your case.

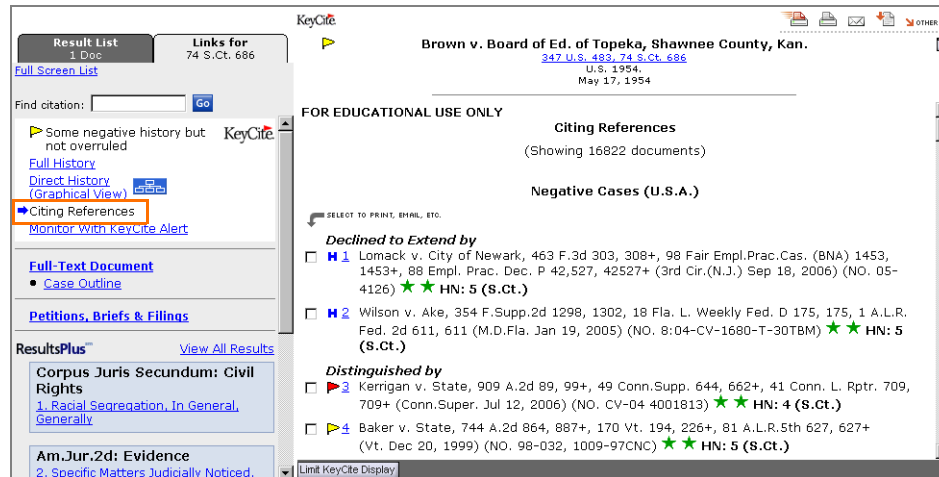


Figure 4-2. Citing references to a case

KeyCite depth of treatment stars

KeyCite depth of treatment stars indicate the extent to which a citing case, administrative decision, or brief discusses the cited case or administrative decision. The depth of treatment categories are as follows:

- | | | |
|------------------|------------------|---|
| <p>★★★
★</p> | <p>Examined</p> | <p>The citing case, administrative decision, or brief contains an extended discussion of the cited case or administrative decision, usually more than a printed page of text.</p> |
| <p>★★★</p> | <p>Discussed</p> | <p>The citing case, administrative decision, or brief contains a substantial discussion of the cited case or administrative decision, usually more than a paragraph but less than a printed page.</p> |
| <p>★★</p> | <p>Cited</p> | <p>The citing case, administrative decision, or brief contains some discussion of the cited case or administrative decision, usually less than a paragraph.</p> |
| <p>★</p> | <p>Mentioned</p> | <p>The citing case, administrative decision, or brief contains a brief reference to the cited case or administrative decision, usually in a string citation.</p> |

Quotation marks

Quotation marks (☞) indicate that the citing case, administrative decision, or brief directly quotes the case.

RESTRICTING CITING REFERENCES TO A CASE

If the list of citing references is lengthy, you may want to restrict the list of citing references by document type, headnote, Locate term, jurisdiction, date, or depth of treatment category. Click **Limit KeyCite Display** at the bottom of the right frame to display the KeyCite Limits page.

VIEWING THE HISTORY OF A STATUTE

Statute history lists cases affecting the validity of a statute plus legislative materials related to the statute. (Note: A KeyCite status flag is displayed for a statute whose validity is affected by a case if the case was added to Westlaw after January 15, 2001.) These materials are divided into the following categories:

- **Updating Documents** lists citations to recent session laws that have amended or repealed the section.
- **Proposed Legislation** lists citations to proposed bills that reference the section.
- **Bill Drafts** lists all drafts of bills proposed before the section was enacted into law.
- **Reports and Related Materials** lists reporters, journals, *Congressional Record* documents, presidential or executive messages, and testimony relevant to the section. Also lists voting records for New York statutes.
- **Credits** lists in chronological order citations to session laws that have enacted, amended, or renumbered the section.
- **Historical and Statutory Notes** describes the legislative changes affecting the section.

To view the full history of a displayed statute, click **History** on the Links tab. The statute history is displayed in the right frame, as shown below (Figure 4-3).

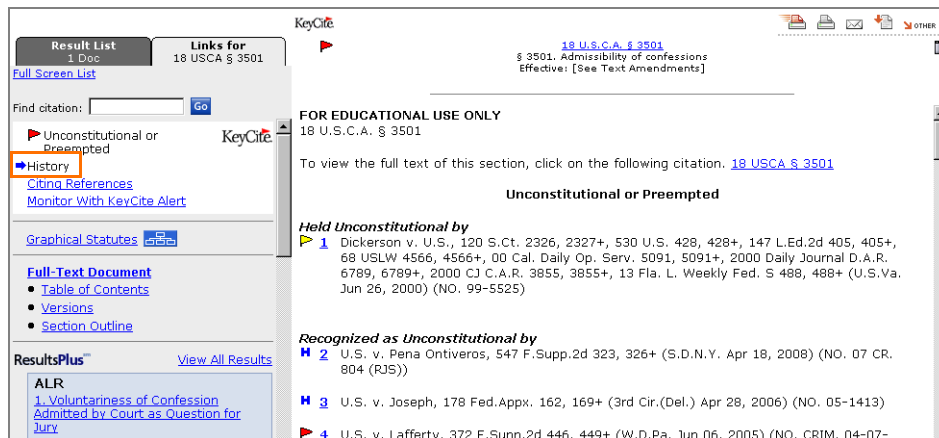


Figure 4-3. History of a statute

VIEWING CITING REFERENCES TO A STATUTE

To view a list of documents that cite your statute, click **Citing References** on the Links tab. Documents are listed in the following order: cases that have affected the validity of a section, cases from the USCA and state statute notes of decisions, cases on Westlaw that do not appear in notes of decisions, administrative decisions, *Federal Register* documents, secondary sources, briefs and other court documents, statutes and court rules, and administrative codes. If the list of citing references is long, it will be divided into parts.

Monitoring Citations with KeyCite Alert

KeyCite Alert is a service that automatically monitors the status of your cases, statutes, and administrative materials and sends you updates when their KeyCite results change, providing you with the most current KeyCite information for your research.

CREATING A KEYCITE ALERT ENTRY USING THE WIZARD

The quickest way to set up KeyCite Alert entries is to use the KeyCite Alert wizard. Click **Alert Center** in the upper-right corner of any page. Then click **Wizard** in the *KeyCite Alert* section. Type the citation of the document you want to monitor. The wizard will ask you the necessary questions to complete your KeyCite Alert entry.

CREATING A KEYCITE ALERT ENTRY FOR THE DOCUMENT YOU ARE VIEWING

To create a KeyCite Alert entry for the document you are viewing, click **Monitor with KeyCite Alert** on the Links tab. The KeyCite Alert wizard is displayed with the citation of the document automatically entered for you (Figure 4-4). The wizard will ask you the necessary questions to complete your KeyCite Alert entry.

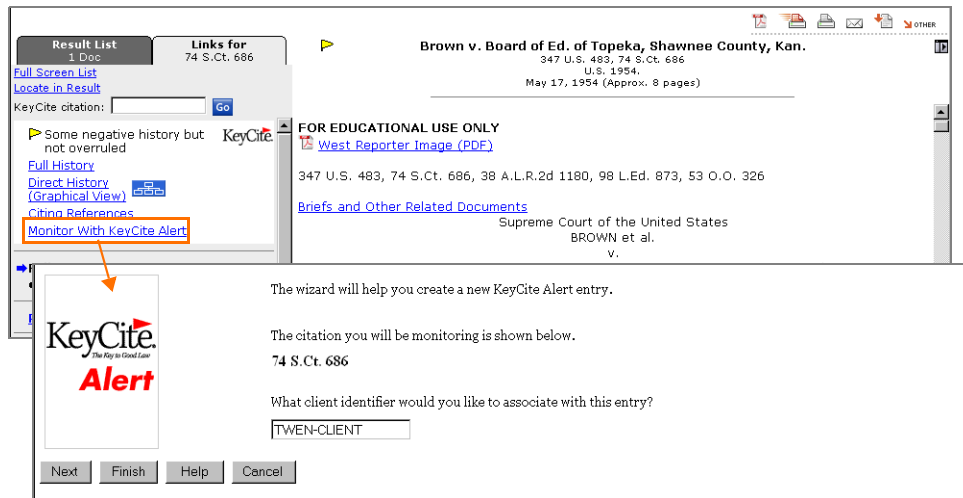


Figure 4-4. KeyCite Alert wizard

Retrieving Cited Cases Using the Table of Authorities

Whereas KeyCite lists citing cases (other cases that cite your case), the Table of Authorities service lists the cases cited by your case. The Table of Authorities is a useful tool for finding hidden weaknesses in a case by showing whether the cases on which it relies have significant negative history. The Table of Authorities service is also available for ALR annotations, law review articles, and selected administrative decisions.

To access the Table of Authorities, click **Site Map** at the top of any page; then click **Table of Authorities** under *Citor* (*KeyCite*). Type a case citation in the *Enter citation* text box and click **Go**.

To access the Table of Authorities while viewing a case or KeyCite result, click **Table of Authorities** on the Links tab.

The Table of Authorities result (Figure 4-5)

- lists each case cited by a case. To view the full text of a cited case, click the number preceding its citation in the Table of Authorities list.
- displays depth of treatment stars for each cited case, which indicate the extent to which your case discusses the cited case.
- displays KeyCite status flags for cited cases.
- displays quotation marks when the citing case directly quotes the cited case.
- displays the number of the print page in your case on which a reference to the cited case first appears.

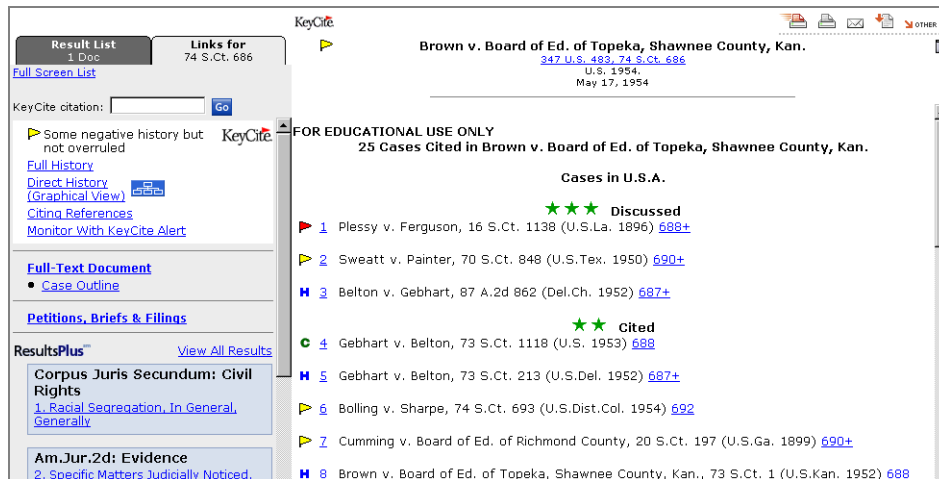


Figure 4-5. Table of Authorities result for a case

Using WestCheck

Even with the aid of a computer, citation checking can be a tedious process if you manually type citations and check them in KeyCite one by one. WestCheck is software available from West that automatically extracts citations from an article, brief, or other word-processing document; verifies that the citations are accurate; and checks the citations in KeyCite. In addition, you can use WestCheck to retrieve a table of authorities for cases cited in your document; verify the accuracy of quotations in your document with the QuoteRight service; and use the Find service to retrieve individual cases on Westlaw.

WestCheck is useful at various stages in the law review production process:

- When you first receive an electronic copy of an article from an author for your law review or journal, run the article through WestCheck to simplify the citation checking required for the article.
- If you are writing a law review article, WestCheck can update the citations you may have checked earlier.

Because WestCheck is automatic, using it can save you hours of work. You can begin a WestCheck session and continue with other tasks on or away from your computer. When you return to WestCheck, you will find a completed report on the citations from your article or result list. The following WestCheck features help ensure accuracy and ease of use.

WestCheck

- automatically rolls back to the starting page when no case starts on the page number you entered. When a citation incorrectly includes an internal page number of a case rather than the starting page number, the document retrieved is the case with the closest previous starting page.
- extracts only the first full citation and not pinpoint, parallel, or duplicate citations.
- provides detailed, up-to-date information, including parallel citations and court and date information, to help in checking citations for proper citation format.

WestCheck.com is West's citation research application on the Web. WestCheck.com makes WestCheck available to anyone with Internet access. In addition, WestCheck.com features an improved report display with a navigational index, summary and detail report sections, KeyCite status flags, depth of treatment stars, KeyCite quotation marks, and links to Westlaw. Access WestCheck.com at <https://westcheck.com>.

5 Verifying Page Numbers and Quotations

Once you've finished researching and writing your law review or journal article, use Westlaw to make sure you've accurately quoted and cited the legal and nonlegal sources you are using.

Star Paging

Star Paging is a Westlaw feature that automatically displays print publication page references for the text you are viewing online. This enables you to cite the print publication without looking up the reference.

Star Paging references, which are displayed in a color different from surrounding document text and are preceded by one or more asterisks, enable you to determine the publication to which a particular page number belongs. For example, if you retrieve *Regents of the University of California v. Bakke*, 438 U.S. 265, 98 S. Ct. 2733 (1978), page references from both *Supreme Court Reporter* (published by West) and *United States Reports* (published by the federal government) are displayed.

To go to a specific page from a print publication, choose **Goto Star Page** from the *Tools* drop-down list at the bottom of the right frame and click **Go**. A page is displayed showing the citation information for the document you are viewing. Type the print page number in the *Go to Star Page* text box and click **Go**. For example, to go to page 2738 in West's *Supreme Court Reporter*, type 2738 in the text box and click **Go**.

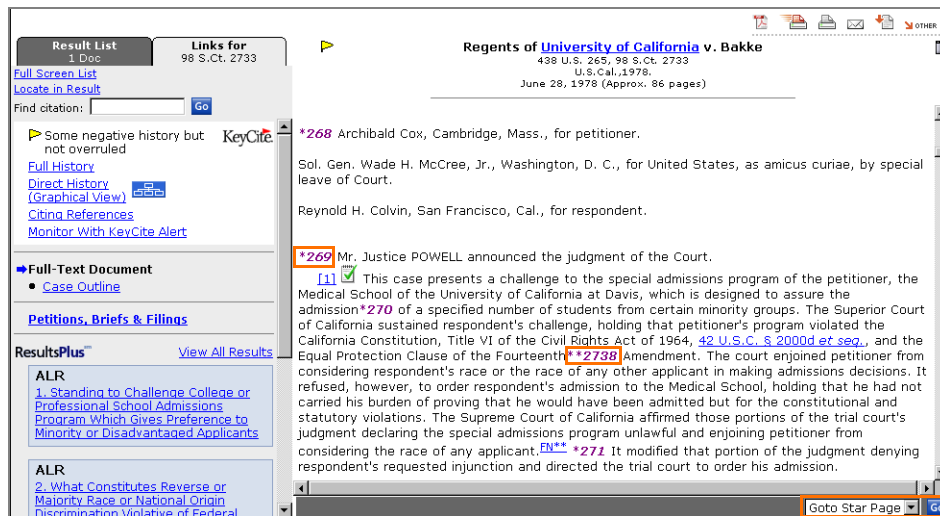


Figure 5-1. Star Paging references in a case

Checking Quotations

CHECKING QUOTATIONS USING A CITATION

To check quotations from case law that you plan to use in your article, use the Find service and the Locate feature. For example, suppose that you want to check the quotation by Justice Antonin Scalia, "[T]here is nothing new in the realization that the Constitution sometimes insulates the criminality of a few in order to protect the privacy of us all," from the case *Arizona v. Hicks*, 107 S. Ct. 1149, 1155 (1987).

First, use the Find service to retrieve the case. Type **107 sct 1149** in the *Find by citation* text box at the Law School page and click **Go**. The case is displayed in the right frame. Then, to display the portion of the text in which the quotation appears, click **Locate in Result** in the left frame. In the *Locate* text box, type **insulates** and click **Locate** to search the case. Click the **Term** arrows to browse by Locate term and display the portion of the text in which the term appears. Verify that you have accurately quoted the court. To return to your original result, click **Cancel Locate** in the left frame.

CHECKING QUOTATIONS USING A CASE TITLE

If you have only the title of the case that contains a quotation you need to check, search the title field (ti) for the names of parties to the case and add terms from the quotation. For example, to check the quotation on the previous page from *Arizona v. Hicks*, access the All U.S. Supreme Court Cases database (SCT), type **ti(hicks) & insulates** in the *Search* text box, and click **Search Westlaw**.

At the displayed case, click the right **Term** arrow to display the portion of the text in which the term appears. Check that you have accurately transcribed the quotation.

CHECKING QUOTATIONS IN NON-CASE LAW DATABASES

If you are using non-case law or nonlegal sources such as newspapers and magazines in your article, use Westlaw to check quotations from them. For example, suppose you are quoting a portion of an article from the *New York Times* concerning a speech by Justice Ruth Bader Ginsburg in 2005 in which she said, "The notion that it is improper to look beyond the borders of the United States in grappling with hard questions has a certain kinship to the view that the U.S. Constitution is a document essentially frozen in time as of the date of its ratification." To retrieve the quotation, access the New York Times database (NYT), type a query such as **ginsburg /p kinship /s frozen**, and click **Search Westlaw**.

At the displayed document, click the right **Term** arrow to display the portion of the text in which the terms appear and then verify the quotation.

The QuoteRight Automated Quotation-Checking Service in WestCheck

To save time, you can check all the quotations in your article at once by using the QuoteRight feature in WestCheck version 3.2 or later. When WestCheck extracts the citations from your document, it also creates a list of the quotations that it finds. You can then have the QuoteRight service check these quotations against the full text of the source documents as they appear on Westlaw.

6 Using The West Education Network (TWEN)

The rigors of editing a law review or legal journal demand the utmost organizational and communication skills. The West Education Network (TWEN), an electronic communications platform available on the Web from West, is a powerful law review and journal management tool. With TWEN, you can easily create and administer a Web site for your publication that allows you to improve communication with your editorial board and staff, post and share documents, and hone your legal research skills.

Improving Communication

TWEN helps improve communication with your editorial board and staff by allowing you to

- post announcements and assignments.
- use a calendar feature for meetings, deadlines, authority checks, and social activities. You can also schedule automated e-mail reminders for calendar events.
- create discussion forums where you can send e-mail messages to individuals, groups, or the entire staff, as well as post citation information.
- create and manage live discussions ("chat") where you can discuss events or issues in real time.

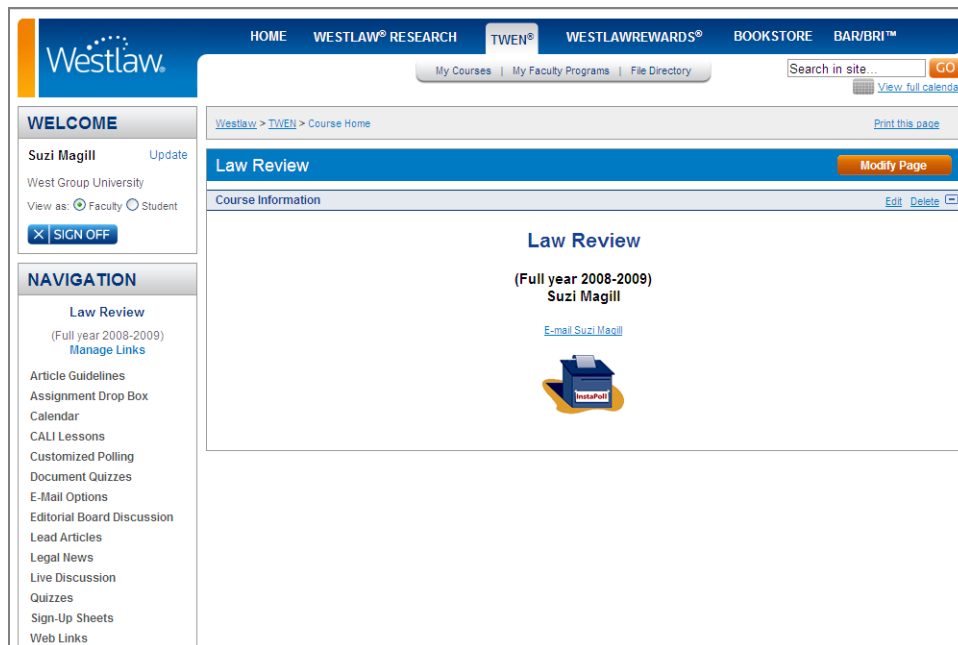
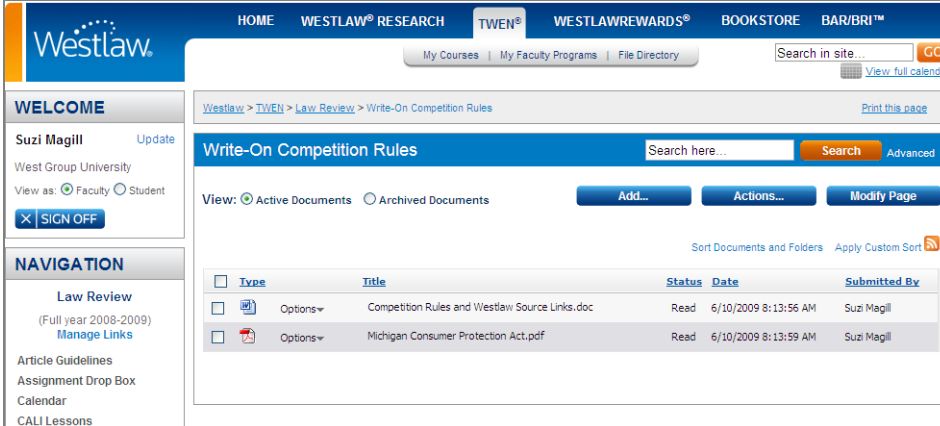


Figure 6-1. Sample TWEN law review home page

Posting and Sharing Documents

Use TWEN to post important documents for your staff, writers, and others. You might choose to post articles, presentations, book reviews, policies, rules for write-on competitions, or bylaws and constitution.



The screenshot displays the Westlaw TWEN interface. At the top, there is a navigation bar with links for HOME, WESTLAW® RESEARCH, TWEN®, WESTLAWREWARDS®, BOOKSTORE, and BAR/BRI™. Below this, there are links for My Courses, My Faculty Programs, and File Directory, along with a search bar and a 'GO' button. The main content area is titled 'Write-On Competition Rules' and includes a search bar, a 'Search' button, and an 'Advanced' link. Below the search bar, there are options to view 'Active Documents' (selected) or 'Archived Documents', and buttons for 'Add...', 'Actions...', and 'Modify Page'. A table lists two documents:

<input type="checkbox"/>	Type	Title	Status	Date	Submitted By
<input type="checkbox"/>	Options▼	Competition Rules and Westlaw Source Links.doc	Read	6/10/2009 8:13:56 AM	Suzi Magill
<input type="checkbox"/>	Options▼	Michigan Consumer Protection Act.pdf	Read	6/10/2009 8:13:59 AM	Suzi Magill

Figure 6-2. Sample documents

Increasing Your Legal Research Efficiency

In addition, TWEN provides access to Legal Research and Writing Tools, a collection of tools and materials that provide advanced tips for conducting legal research in primary and secondary sources, which makes your legal research more efficient and effective.

